


American Tobacco Trail



NORTH CAROLINA

Parks, Recreation & Open Space

PARK RULES AND REGULATIONS
 Safety and enjoyment go hand in hand on the American Tobacco Trail. The following rules and regulations have been established to ensure a safe and pleasant visit.

1. SPEED LIMIT IS 10 MPH.

2. PETS MUST BE KEPT ON A LEASH.

3. OPEN FIRES ARE NOT ALLOWED.

4. PARK ONLY IN DESIGNATED

AREAS.

5. THE FOLLOWING ARE PROHIBITED:

a. Alcoholic beverages

b. Firearms

c. Hunting

d. Swimming

e. Collections or removal of any animal or

plant material

f. Amplified music

g. Open fires

h. ATV and other motorized vehicles

i. Overnight parking and camping



www.wakegov.com/parks/att
harris.lake@wakegov.com

**"It's the NATURE
 of our Business"**



New Hill Trailhead

1309 New Hill-Olive Chapel Road, Apex, NC 27502

Wimberly Trailhead

1017 Wimberly Road, Apex NC 27502

White Oak Trailhead

1305 White Oak Church Road, Apex, NC 27523

PARK HOURS

8:00 A.M. — 1 HOUR BEFORE SUNSET,

SEVEN DAYS A WEEK

(contact the park for seasonal closing times)



AMERICAN TOBACCO TRAIL IS CLOSED

THANKSGIVING DAY

CHRISTMAS EVE

CHRISTMAS DAY

NEW YEAR'S DAY

Welcome to the...

AMERICAN TOBACCO TRAIL

Wake County's portion of the American Tobacco Trail (ATT) offers a quiet and rural setting traversing 6.5 miles from the community of New Hill in southern Wake County to the Chatham County line. Public access points are located off New Hill-Olive Chapel Road, Wimberly Road and White Oak Church Road. The trail is open to walkers, runners, bicyclists, and equestrians. Restrooms and horse trailer parking are provided at the New Hill-Olive Chapel and White Oak Church Road access areas. The ATT project includes converting the abandoned railroad into a multi-use trail that, when completed, will cover 23-miles from New Hill to Downtown Durham.

The ATT is part of an intergovernmental and non-profit agency project involving:

Triangle Rails-To-Trails Conservancy
North Carolina Horse Council
Wake County
City of Durham
Chatham County
NC Department of Transportation
Town of Cary
US Federal Government
NC Department of Parks and Recreation
NC Wildlife Resources Commission



Tunnel under Highway 64

TRAIL INFORMATION

The following rules have been established to ensure a safe and pleasant visit.

1. Trailhead parking hours: Opens at 8 a.m. Closes one hour before sunset and will be posted.
2. The following regulations apply to hunters using the trail to access NC Wildlife game lands:
 - No loaded firearms on the trail
 - No discharge of firearms on or across the trail
3. During hunting season you may see a hunter on game lands in close proximity to the ATT. Hunters are allowed to gain access to game lands from the ATT corridor. During hunting season this activity is permitted as long as they are on game lands and are wearing the necessary hunter orange attire.
4. Restrooms are waterless toilet facilities located at the New Hill and White Oak Parking access areas. Restrooms lock 15 minutes before posted closing time.

There is no drinking water available at the trail. Please remember to bring plenty of water for you and your pet.

PLAN AHEAD

Be sure to plan your trip on the ATT with the weather and your physical limitations in mind.

Take a map of the trail and identify all the access points along the trail in case of emergencies. *Carry water and high-energy snacks when traveling long distances.* Always be courteous on the trail and assist others with breakdowns or injuries.

VOLUNTEERING

Individuals and groups that are interested in volunteering are welcome. Opportunities may include picking up litter, mulching, weeding & trimming stray branches. Equestrians are especially encouraged to join fellow riders on manure clean-up days.

EDUCATIONAL PROGRAMS

The American Tobacco Trail offers a variety of environmental and cultural history programs for the general public and groups. Reservations must be made in advance.




The ATT is in varying stages of development between the managing agencies. For information on the Chatham County and City of Durham sections, including regulations and project status, please contact:

Chatham County Parks and Recreation Department
(919) 545-8555

City of Durham Parks and Recreation Department
(919) 560-4355

AMERICAN TOBACCO TRAIL

Discovering the...



American Tobacco Trail in Durham, Chatham & Wake Counties, North Carolina



TRAIL USER ETHICS & RESPONSIBILITIES

BE MINDFUL OF OTHER USERS. Respect the rights of all other trail users and obey all park rules and regulations. Show courtesy when passing other trail users, especially large educational groups. See Passing Etiquette.

STAY ON THE TRAIL. Remember to stay on the ATT and not go exploring on private land or game lands. Straying off trail tramples vegetation and can cause unwanted erosion.

RESPECT WILDLIFE. The ATT is home to a variety of wildlife. Take care not to disturb or alarm any wildlife living along the trail.

LEAVE NO TRACE. Tread lightly, leaving behind only footprints. The collection of any plant, animal, rock or other natural item is prohibited.

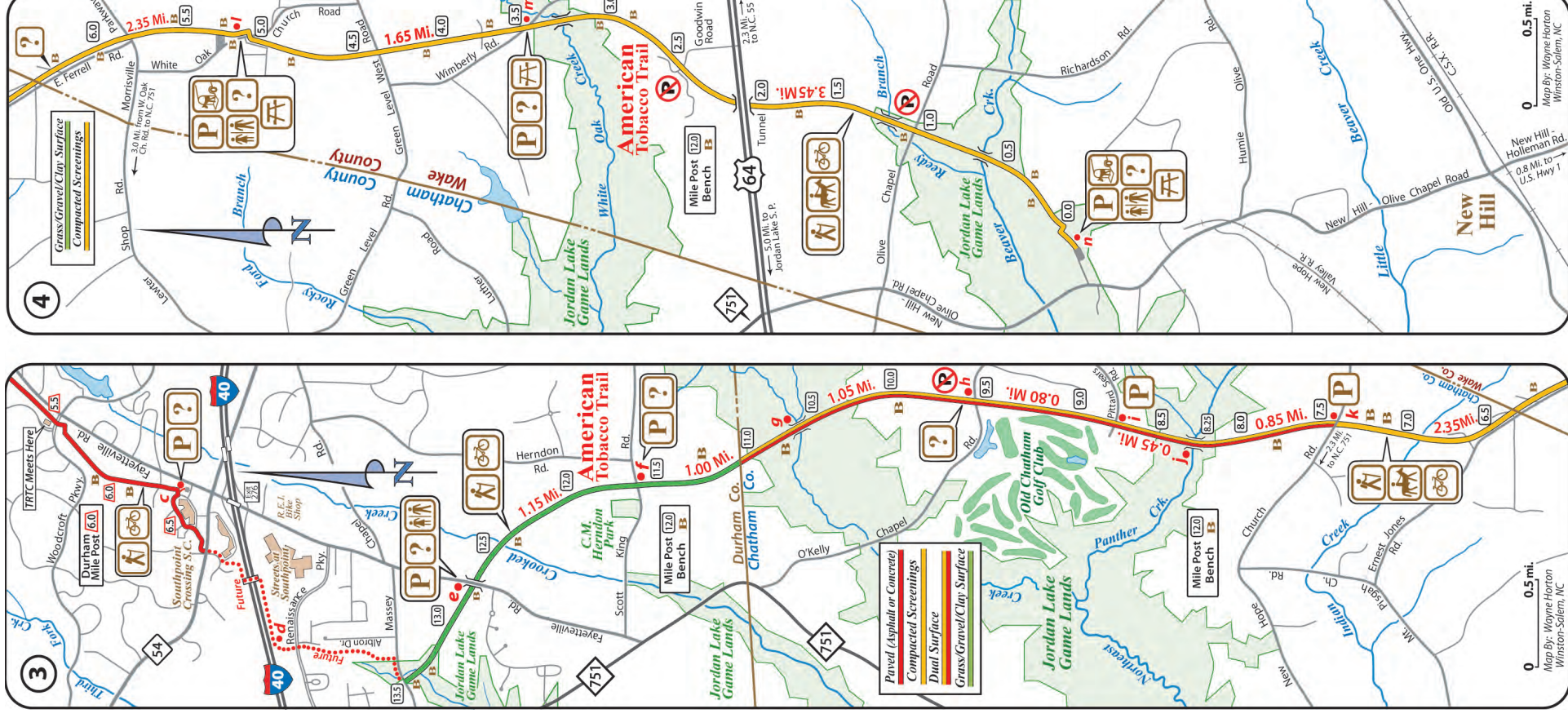
SET A GOOD EXAMPLE. Practice good trail ethics. Report any violators or natural hazards to park staff.

PET WASTE MUST BE REMOVED FROM THE TRAIL BY THE OWNER.

ALLOW TIME TO FINISH OUTINGS BEFORE PARK CLOSING TIME. Remember that as dusk approaches, wooded areas along the trail become dark much earlier than in open spaces.

Map Courtesy of:
Triangle Rails-To-Trails Conservancy
www.triangletrails.org

© June 2010 Triangle Rails-to-Trails Conservancy



WHEELS YIELD TO HEELS
To avoid possible conflicts between different trail users, please be courteous and follow the trail protocol for yielding right-of-way, as depicted below in the triangular figure:



*Bicyclists yield to all other trail users;
Pedestrians yield to equestrians.*

Bicyclists:

Approach other trail users slowly, and give an audible signal or call out when approaching from behind. Pass with care. When encountering a horse, remember that a bicycle is very quiet, and may startle a horse if it comes up quickly. Make verbal contact with the rider and have his or her assurance that it is safe before you pass. When meeting a horse coming from the opposite direction, please stop your bicycle and allow the horse to pass, unless the rider indicates that it would be safe for you to proceed.

Walkers:

Please step to the side of the trail when a horse approaches. It may be appropriate to stand still if a horse seems unsure.

Runners and Joggers:

Approach other trail users slowly, and call out to indicate your presence when passing from behind. When encountering a horse, remember that a runner approaching quickly from either direction may startle a horse. Slow down and do not pass until you have made verbal contact with the rider and have been assured that it is safe to pass. It may be appropriate to stand still if a horse seems unsure.

Equestrians:

Approach and pass other trail users at a walk. When approaching from behind, call out to indicate your presence and that you would like to pass. Allow pedestrians to move to the side of the trail before passing.

PASSING ETIQUETTE

1. Stay to the right of the trail, except when passing.
2. Pass slower traffic on their left; yield to oncoming traffic when passing.
3. Always look ahead and behind before passing.
4. Travel at a reasonable speed, always slow down and proceed carefully when approaching other trail users going in either direction.
5. Give an audible warning signal when passing for example, call out "passing on your left."
6. Yield to other trail users when entering or crossing the trail.
7. Move off to the side of the trail when stopped to allow others to pass.

BRIDGE CROSSING ETIQUETTE

FOR ALL USER GROUPS

Three bridges (10 feet wide and approximately 100 feet in length) are located along the Wake County section of the ATT. The bridges are sturdy and designed to accommodate horses. The bridge surface is solid wood planking and the railings are 42 inches high.

Bicyclists:

Please walk or push bicycles across the bridge if it is congested. Keep to the right and pass with care. If a horse is on the bridge when you arrive, allow the horse to clear the bridge first before starting to cross. Please do not linger on the bridge if others are waiting to cross.

Pedestrians:

If a horse is on the bridge when you arrive, allow the horse to clear the bridge first before starting to cross. Please do not linger on the bridge if others are waiting to cross.

Equestrians:

If other trail users are on the bridge when you approach (including other horses), allow those trail users to clear the bridge first before starting to cross. Please do not linger on the bridge if others are waiting to cross.

Equestrian Parking:

Horse trailer parking is available at the New Hill-Olive Chapel Rd and White Oak Church Rd parking areas.