

Site Usage

9,419,461 Visits

Previous: 9,062,014 (3.94%)

53.00% Bounce Rate

Previous: 54.33% (-2.44%)

21,605,795 Pageviews

Previous: 20,698,807 (4.38%)

00:02:13 Avg. Time on Site

Previous: 00:01:51 (19.79%)

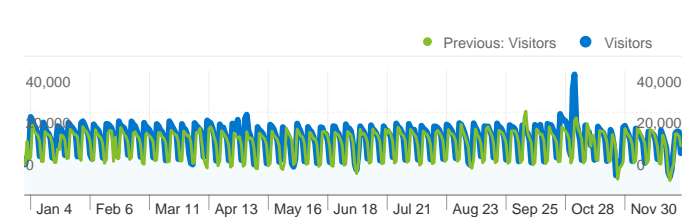
2.29 Pages/Visit

Previous: 2.28 (0.42%)

26.70% % New Visits

Previous: 25.69% (3.93%)

Visitors Overview

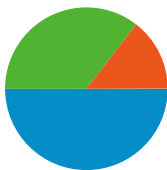


Visitors
2,750,407

Content Overview

Pages	Pageviews	% Pageviews
/default.htm		
Jan 1, 2010 - Dec 31, 2010	5,815,952	26.92%
Jan 1, 2009 - Dec 31, 2009	4,570,060	22.08%
% Change	27.26%	21.92%
/tax/default.htm		
Jan 1, 2010 - Dec 31, 2010	4,230,206	19.58%
Jan 1, 2009 - Dec 31, 2009	4,033,908	19.49%
% Change	4.87%	0.46%
/libraries/default.htm		
Jan 1, 2010 - Dec 31, 2010	1,733,381	8.02%
Jan 1, 2009 - Dec 31, 2009	1,513,324	7.31%
% Change	14.54%	9.73%
/employment/default.htm		
Jan 1, 2010 - Dec 31, 2010	515,120	2.38%
Jan 1, 2009 - Dec 31, 2009	408,929	1.98%
% Change	25.97%	20.68%
/libraries/locations/default.htm		

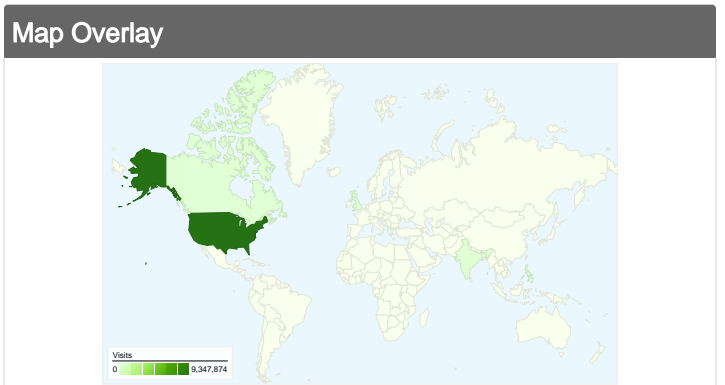
Traffic Sources Overview



- **Search Engines**
4,706,448.00 (49.97%)
- **Direct Traffic**
3,348,065.00 (35.54%)
- **Referring Sites**
1,362,833.00 (14.47%)
- **Other**
2,115 (0.02%)

Browsers		
Browser	Visits	% visits
Internet Explorer		
Jan 1, 2010 - Dec 31, 2010	6,894,459	73.19%
Jan 1, 2009 - Dec 31, 2009	7,187,779	79.32%
% Change	-4.08%	-7.72%
Firefox		
Jan 1, 2010 - Dec 31, 2010	1,534,910	16.30%
Jan 1, 2009 - Dec 31, 2009	1,401,275	15.46%
% Change	9.54%	5.38%
Safari		
Jan 1, 2010 - Dec 31, 2010	594,753	6.31%
Jan 1, 2009 - Dec 31, 2009	331,718	3.66%
% Change	79.29%	72.49%
Chrome		
Jan 1, 2010 - Dec 31, 2010	335,754	3.56%
Jan 1, 2009 - Dec 31, 2009	103,378	1.14%
% Change	224.78%	212.46%
Opera		
Jan 1, 2010 - Dec 31, 2010	16,440	0.17%
Jan 1, 2009 - Dec 31, 2009	12,496	0.14%
% Change	31.56%	26.57%

Jan 1, 2010 - Dec 31, 2010	341,470	1.58%
Jan 1, 2009 - Dec 31, 2009	361,757	1.75%
% Change	-5.61%	-9.57%



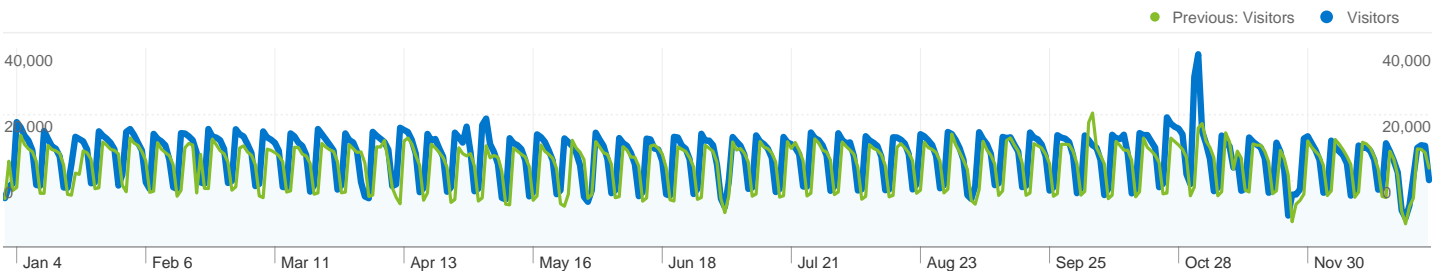
Browser: Internet Explorer		
Browser Version	Visits	% visits
8.0		
Jan 1, 2010 - Dec 31, 2010	3,673,069	53.28%
Jan 1, 2009 - Dec 31, 2009	827,382	11.51%
% Change	343.94%	362.83%
6.0		
Jan 1, 2010 - Dec 31, 2010	1,624,502	23.56%
Jan 1, 2009 - Dec 31, 2009	3,604,352	50.15%
% Change	-54.93%	-53.01%
7.0		
Jan 1, 2010 - Dec 31, 2010	1,592,453	23.10%
Jan 1, 2009 - Dec 31, 2009	2,754,257	38.32%
% Change	-42.18%	-39.72%
9.0		
Jan 1, 2010 - Dec 31, 2010	3,778	0.05%
Jan 1, 2009 - Dec 31, 2009	0	0.00%
% Change	100.00%	100.00%
5.5		
Jan 1, 2010 - Dec 31, 2010	401	0.01%
Jan 1, 2009 - Dec 31, 2009	1,598	0.02%
% Change	-74.91%	-73.84%

Browser: Firefox		
Browser Version	Visits	% visits
3.6.3		
Jan 1, 2010 - Dec 31, 2010	222,564	14.50%
Jan 1, 2009 - Dec 31, 2009	0	0.00%
% Change	100.00%	100.00%
3.6.8		
Jan 1, 2010 - Dec 31, 2010	135,107	8.80%
Jan 1, 2009 - Dec 31, 2009	0	0.00%
% Change	100.00%	100.00%
3.6.12		
Jan 1, 2010 - Dec 31, 2010	126,885	8.27%
Jan 1, 2009 - Dec 31, 2009	0	0.00%
% Change	100.00%	100.00%
3.5.7		
Jan 1, 2010 - Dec 31, 2010	123,871	8.07%
Jan 1, 2009 - Dec 31, 2009	68	> 0.00%
% Change	182,063.23%	166,203.42%
3.6.10		
Jan 1, 2010 - Dec 31, 2010	94,701	6.17%
Jan 1, 2009 - Dec 31, 2009	0	0.00%
% Change	100.00%	100.00%

Browser: Safari		
Browser Version	Visits	% visits
531.21.10		
Jan 1, 2010 - Dec 31, 2010	128,995	21.69%
Jan 1, 2009 - Dec 31, 2009	22,254	6.71%
% Change	479.65%	223.29%
531.22.7		
Jan 1, 2010 - Dec 31, 2010	78,272	13.16%
Jan 1, 2009 - Dec 31, 2009	0	0.00%
% Change	100.00%	100.00%
533.18.5		
Jan 1, 2010 - Dec 31, 2010	74,830	12.58%
Jan 1, 2009 - Dec 31, 2009	0	0.00%
% Change	100.00%	100.00%
533.16		
Jan 1, 2010 - Dec 31, 2010	59,742	10.04%
Jan 1, 2009 - Dec 31, 2009	0	0.00%
% Change	100.00%	100.00%
528.16		
Jan 1, 2010 - Dec 31, 2010	45,922	7.72%
Jan 1, 2009 - Dec 31, 2009	29,546	8.91%
% Change	55.43%	-13.31%

Browser: Chrome		
Browser Version	Visits	% visits
6.0.472.63		
Jan 1, 2010 - Dec 31, 2010	30,632	9.12%
Jan 1, 2009 - Dec 31, 2009	0	0.00%
% Change	100.00%	100.00%
7.0.517.44		
Jan 1, 2010 - Dec 31, 2010	28,524	8.50%
Jan 1, 2009 - Dec 31, 2009	0	0.00%
% Change	100.00%	100.00%
4.0.249.89		
Jan 1, 2010 - Dec 31, 2010	22,914	6.82%
Jan 1, 2009 - Dec 31, 2009	0	0.00%
% Change	100.00%	100.00%
5.0.375.99		
Jan 1, 2010 - Dec 31, 2010	22,891	6.82%
Jan 1, 2009 - Dec 31, 2009	0	0.00%
% Change	100.00%	100.00%
4.1.249.1064		
Jan 1, 2010 - Dec 31, 2010	22,263	6.63%
Jan 1, 2009 - Dec 31, 2009	0	0.00%
% Change	100.00%	100.00%

Browsers and OS		
Browser and OS	Visits	% visits
Internet Explorer / Windows		
Jan 1, 2010 - Dec 31, 2010	6,894,030	73.19%
Jan 1, 2009 - Dec 31, 2009	7,187,486	79.31%
% Change	-4.08%	-7.72%
Firefox / Windows		
Jan 1, 2010 - Dec 31, 2010	1,357,975	14.42%
Jan 1, 2009 - Dec 31, 2009	1,249,713	13.79%
% Change	8.66%	4.54%
Safari / Macintosh		
Jan 1, 2010 - Dec 31, 2010	426,288	4.53%
Jan 1, 2009 - Dec 31, 2009	278,685	3.08%
% Change	52.96%	47.16%
Chrome / Windows		
Jan 1, 2010 - Dec 31, 2010	313,002	3.32%
Jan 1, 2009 - Dec 31, 2009	102,750	1.13%
% Change	204.62%	193.06%
Firefox / Macintosh		
Jan 1, 2010 - Dec 31, 2010	148,790	1.58%
Jan 1, 2009 - Dec 31, 2009	126,049	1.39%
% Change	18.04%	13.56%



2,750,407 people visited this site

9,419,461 Visits
 Previous: 9,062,014 (3.94%)

2,750,407 Absolute Unique Visitors
 Previous: 2,511,608 (9.51%)

21,605,795 Pageviews
 Previous: 20,698,807 (4.38%)

2.29 Average Pageviews
 Previous: 2.28 (0.42%)

00:02:13 Time on Site
 Previous: 00:01:51 (19.79%)

53.00% Bounce Rate
 Previous: 54.33% (-2.44%)

26.70% New Visits
 Previous: 25.69% (3.93%)

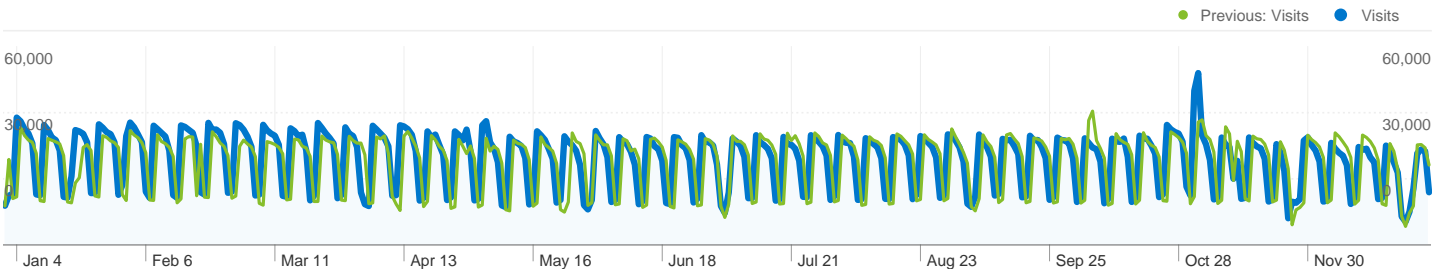
Technical Profile

Browser	Visits	% visits
Internet Explorer		
Jan 1, 2010 - Dec 31, 2010	6,894,459	73.19%
Jan 1, 2009 - Dec 31, 2009	7,187,779	79.32%
% Change	-4.08%	-7.72%
Firefox		
Jan 1, 2010 - Dec 31, 2010	1,534,910	16.30%
Jan 1, 2009 - Dec 31, 2009	1,401,275	15.46%
% Change	9.54%	5.38%




Connection Speed	Visits	% visits
Cable		
Jan 1, 2010 - Dec 31, 2010	3,867,707	41.06%
Jan 1, 2009 - Dec 31, 2009	3,461,491	38.20%
% Change	11.74%	7.50%
Unknown		
Jan 1, 2010 - Dec 31, 2010	3,456,648	36.70%
Jan 1, 2009 - Dec 31, 2009	3,605,072	39.78%
% Change	-4.12%	-7.76%

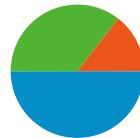
Safari		
Jan 1, 2010 - Dec 31, 2010	594,753	6.31%
Jan 1, 2009 - Dec 31, 2009	331,718	3.66%
% Change	79.29%	72.49%
Chrome		
Jan 1, 2010 - Dec 31, 2010	335,754	3.56%
Jan 1, 2009 - Dec 31, 2009	103,378	1.14%
% Change	224.78%	212.46%
Opera		
Jan 1, 2010 - Dec 31, 2010	16,440	0.17%
Jan 1, 2009 - Dec 31, 2009	12,496	0.14%
% Change	31.56%	26.57%

DSL		
Jan 1, 2010 - Dec 31, 2010	1,251,651	13.29%
Jan 1, 2009 - Dec 31, 2009	1,251,153	13.81%
% Change	0.04%	-3.76%
T1		
Jan 1, 2010 - Dec 31, 2010	712,576	7.56%
Jan 1, 2009 - Dec 31, 2009	575,978	6.36%
% Change	23.72%	19.02%
Dialup		
Jan 1, 2010 - Dec 31, 2010	100,979	1.07%
Jan 1, 2009 - Dec 31, 2009	108,271	1.19%
% Change	-6.73%	-10.27%



All traffic sources sent a total of 9,419,461 visits

-  **35.54% Direct Traffic**
Previous: 45.27% (-21.49%)
-  **14.47% Referring Sites**
Previous: 15.09% (-4.09%)
-  **49.97% Search Engines**
Previous: 39.56% (26.31%)



- **Search Engines**
4,706,448.00 (49.97%)
- **Direct Traffic**
3,348,065.00 (35.54%)
- **Referring Sites**
1,362,833.00 (14.47%)
- **Other**
2,115 (0.02%)

Top Traffic Sources

Sources	Visits	% visits
google (organic)		
Jan 1, 2010 - Dec 31, 2010	3,727,156	39.57%
Jan 1, 2009 - Dec 31, 2009	2,808,363	30.99%
% Change	32.72%	27.68%
(direct) ((none))		
Jan 1, 2010 - Dec 31, 2010	3,348,065	35.54%
Jan 1, 2009 - Dec 31, 2009	4,102,733	45.27%
% Change	-18.39%	-21.49%
bing (organic)		
Jan 1, 2010 - Dec 31, 2010	466,679	4.95%
Jan 1, 2009 - Dec 31, 2009	166,324	1.84%
% Change	180.58%	169.94%
yahoo (organic)		
Jan 1, 2010 - Dec 31, 2010	365,652	3.88%
Jan 1, 2009 - Dec 31, 2009	378,395	4.18%
% Change	-3.37%	-7.03%
services.wakegov.com (referral)		

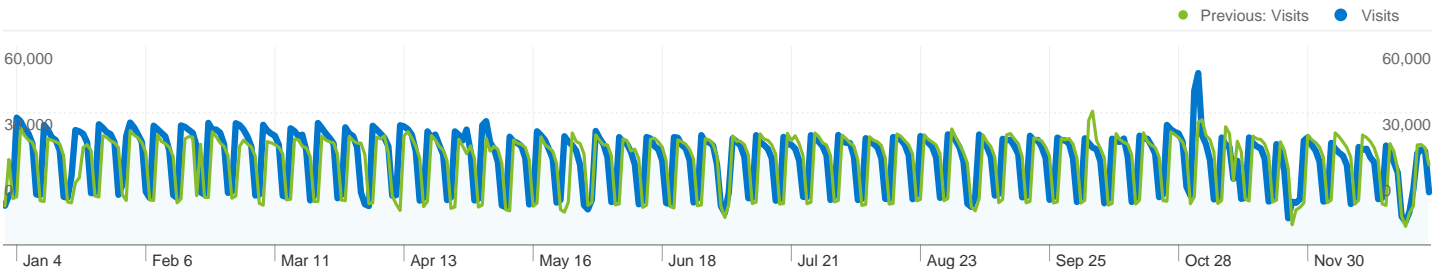
Keywords	Visits	% visits
wake county library		
Jan 1, 2010 - Dec 31, 2010	271,406	5.77%
Jan 1, 2009 - Dec 31, 2009	195,201	5.45%
% Change	39.04%	5.90%
wake county real estate search		
Jan 1, 2010 - Dec 31, 2010	221,476	4.71%
Jan 1, 2009 - Dec 31, 2009	46,106	1.29%
% Change	380.36%	265.86%
wake county		
Jan 1, 2010 - Dec 31, 2010	193,039	4.10%
Jan 1, 2009 - Dec 31, 2009	167,831	4.68%
% Change	15.02%	-12.40%
wakegov.com		
Jan 1, 2010 - Dec 31, 2010	148,070	3.15%
Jan 1, 2009 - Dec 31, 2009	101,321	2.83%
% Change	46.14%	11.30%
wake county public library		

Jan 1, 2010 - Dec 31, 2010	201,260	2.14%	Jan 1, 2010 - Dec 31, 2010	118,283	2.51%
Jan 1, 2009 - Dec 31, 2009	204,474	2.26%	Jan 1, 2009 - Dec 31, 2009	103,001	2.87%
% Change	-1.57%	-5.31%	% Change	14.84%	-12.54%

Browsers

Jan 1, 2010 - Dec 31, 2010

Comparing to: Jan 1, 2009 - Dec 31, 2009

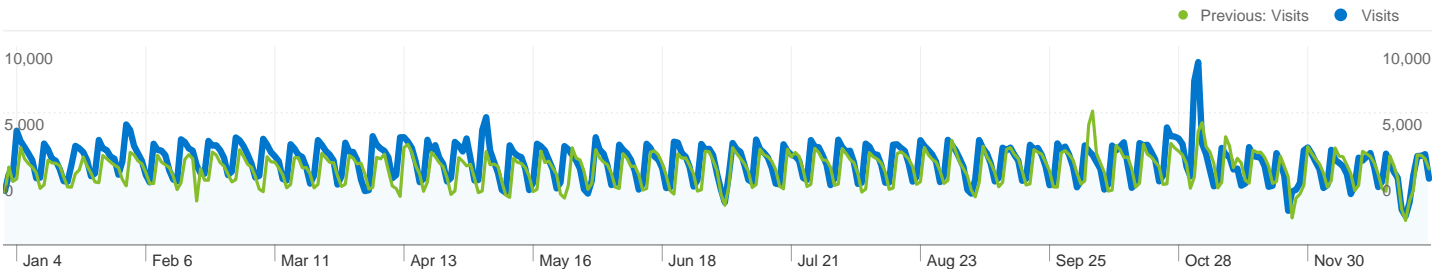


9,419,461 visits used 139 browsers

Site Usage

Visits	Pages/Visit	Avg. Time on Site	% New Visits	Bounce Rate	
9,419,461 Previous: 9,062,014 (3.94%)	2.29 Previous: 2.28 (0.42%)	00:02:13 Previous: 00:01:51 (19.79%)	26.71% Previous: 25.70% (3.93%)	53.00% Previous: 54.33% (-2.44%)	
Browser	Visits	Pages/Visit	Avg. Time on Site	% New Visits	Bounce Rate
Internet Explorer					
January 1, 2010 - December 31, 2010	6,894,459	2.24	00:02:15	23.15%	54.15%
January 1, 2009 - December 31, 2009	7,187,779	2.24	00:01:46	21.71%	55.77%
% Change	-4.08%	0.16%	27.71%	6.62%	-2.91%
Firefox					
January 1, 2010 - December 31, 2010	1,534,910	2.52	00:02:16	40.59%	47.51%
January 1, 2009 - December 31, 2009	1,401,275	2.48	00:02:13	44.04%	48.06%
% Change	9.54%	1.79%	1.83%	-7.82%	-1.15%
Safari					
January 1, 2010 - December 31, 2010	594,753	2.19	00:01:49	23.86%	57.11%
January 1, 2009 - December 31, 2009	331,718	2.35	00:02:00	25.28%	52.12%
% Change	79.29%	-6.72%	-9.54%	-5.62%	9.58%
Chrome					
January 1, 2010 - December 31, 2010	335,754	2.54	00:02:02	36.94%	46.16%
January 1, 2009 - December 31, 2009	103,378	2.70	00:02:09	44.86%	43.59%
% Change	224.78%	-6.21%	-5.38%	-17.64%	5.89%
Opera					
January 1, 2010 - December 31, 2010	16,440	1.84	00:01:19	26.81%	72.24%
January 1, 2009 - December 31, 2009	12,496	1.91	00:02:02	34.93%	64.33%
% Change	31.56%	-3.55%	-35.24%	-23.24%	12.29%
Mozilla Compatible Agent					
January 1, 2010 - December 31, 2010	9,235	2.13	00:01:25	59.13%	55.51%

January 1, 2009 - December 31, 2009	1,528	2.43	00:01:58	69.04%	47.32%
% Change	504.38%	-12.24%	-28.31%	-14.35%	17.31%
Mozilla					
January 1, 2010 - December 31, 2010	7,321	1.87	00:01:10	69.05%	72.61%
January 1, 2009 - December 31, 2009	9,424	1.65	00:00:57	80.80%	80.23%
% Change	-22.32%	13.60%	23.09%	-14.55%	-9.50%
BlackBerry8530					
January 1, 2010 - December 31, 2010	5,360	2.19	00:02:19	62.91%	46.96%
January 1, 2009 - December 31, 2009	0	0.00	00:00:00	0.00%	0.00%
% Change	100.00%	100.00%	100.00%	100.00%	100.00%
BlackBerry9630					
January 1, 2010 - December 31, 2010	3,540	2.03	00:02:00	63.59%	49.27%
January 1, 2009 - December 31, 2009	265	2.14	00:01:58	73.58%	46.79%
% Change	1,235.85%	-5.44%	1.71%	-13.59%	5.29%
BlackBerry9530					
January 1, 2010 - December 31, 2010	2,572	2.20	00:02:11	62.99%	46.11%
January 1, 2009 - December 31, 2009	1,457	2.13	00:02:19	69.73%	47.70%
% Change	76.53%	2.89%	-5.38%	-9.67%	-3.33%
					1 - 10 of 139

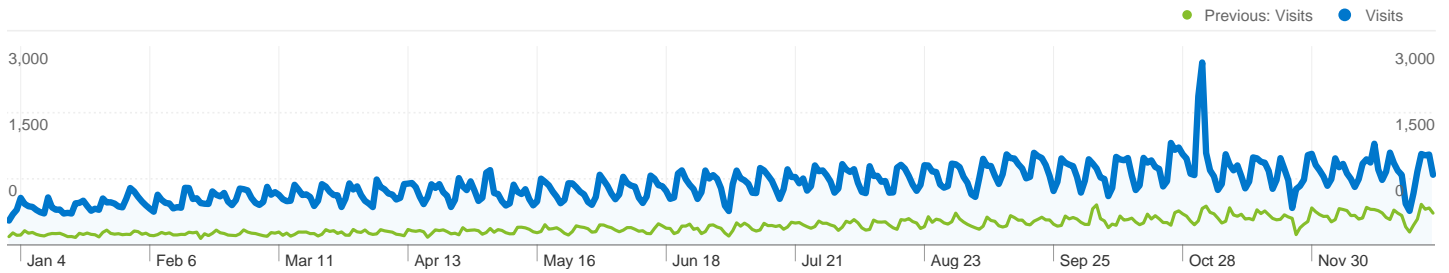


This browser sent 1,534,910 visits via 122 browser versions

Site Usage

Visits	Pages/Visit	Avg. Time on Site	% New Visits	Bounce Rate	
1,534,910 Previous: 1,401,275 (9.54%)	2.52 Previous: 2.48 (1.79%)	00:02:16 Previous: 00:02:13 (1.83%)	40.59% Previous: 44.04% (-7.82%)	47.51% Previous: 48.06% (-1.15%)	
Browser Version	Visits	Pages/Visit	Avg. Time on Site	% New Visits	Bounce Rate
3.6.3					
January 1, 2010 - December 31, 2010	222,564	2.51	00:02:10	37.18%	48.03%
January 1, 2009 - December 31, 2009	0	0.00	00:00:00	0.00%	0.00%
% Change	100.00%	100.00%	100.00%	100.00%	100.00%
3.6.8					
January 1, 2010 - December 31, 2010	135,107	2.51	00:02:05	39.31%	47.49%
January 1, 2009 - December 31, 2009	0	0.00	00:00:00	0.00%	0.00%
% Change	100.00%	100.00%	100.00%	100.00%	100.00%
3.6.12					
January 1, 2010 - December 31, 2010	126,885	2.32	00:02:04	41.65%	48.51%
January 1, 2009 - December 31, 2009	0	0.00	00:00:00	0.00%	0.00%
% Change	100.00%	100.00%	100.00%	100.00%	100.00%
3.5.7					
January 1, 2010 - December 31, 2010	123,871	2.62	00:02:15	37.66%	46.39%
January 1, 2009 - December 31, 2009	68	2.85	00:03:08	39.71%	54.41%
% Change	182,063.24%	-8.14%	-28.40%	-5.16%	-14.75%
3.6.10					
January 1, 2010 - December 31, 2010	94,701	2.46	00:02:06	39.25%	47.90%
January 1, 2009 - December 31, 2009	0	0.00	00:00:00	0.00%	0.00%
% Change	100.00%	100.00%	100.00%	100.00%	100.00%
3.5.8					

January 1, 2010 - December 31, 2010	77,189	2.57	00:02:12	35.46%	47.43%
January 1, 2009 - December 31, 2009	0	0.00	00:00:00	0.00%	0.00%
% Change	100.00%	100.00%	100.00%	100.00%	100.00%
3.6					
January 1, 2010 - December 31, 2010	72,942	2.60	00:02:11	43.01%	46.68%
January 1, 2009 - December 31, 2009	487	2.63	00:02:34	49.49%	48.05%
% Change	14,877.82%	-0.95%	-14.82%	-13.08%	-2.85%
3.6.6					
January 1, 2010 - December 31, 2010	71,650	2.55	00:02:18	37.67%	47.06%
January 1, 2009 - December 31, 2009	0	0.00	00:00:00	0.00%	0.00%
% Change	100.00%	100.00%	100.00%	100.00%	100.00%
3.5.9					
January 1, 2010 - December 31, 2010	69,560	2.57	00:02:15	35.26%	46.56%
January 1, 2009 - December 31, 2009	0	0.00	00:00:00	0.00%	0.00%
% Change	100.00%	100.00%	100.00%	100.00%	100.00%
3.0.19					
January 1, 2010 - December 31, 2010	56,824	2.53	00:02:16	34.64%	46.70%
January 1, 2009 - December 31, 2009	0	0.00	00:00:00	0.00%	0.00%
% Change	100.00%	100.00%	100.00%	100.00%	100.00%
					1 - 10 of 122

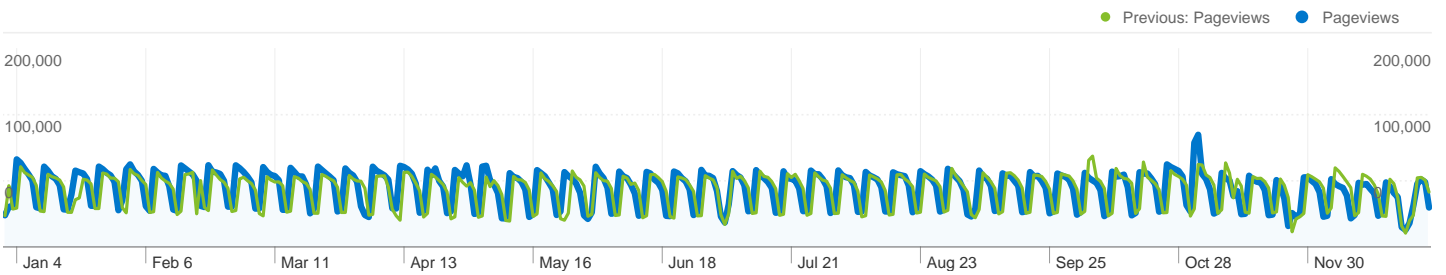


This browser sent 335,754 visits via 533 browser versions

Site Usage

Visits	Pages/Visit	Avg. Time on Site	% New Visits	Bounce Rate	
335,754 Previous: 103,378 (224.78%)	2.54 Previous: 2.70 (-6.21%)	00:02:02 Previous: 00:02:09 (-5.38%)	36.94% Previous: 44.86% (-17.64%)	46.16% Previous: 43.59% (5.89%)	
Browser Version	Visits	Pages/Visit	Avg. Time on Site	% New Visits	Bounce Rate
6.0.472.63					
January 1, 2010 - December 31, 2010	30,632	2.54	00:02:05	37.14%	45.79%
January 1, 2009 - December 31, 2009	0	0.00	00:00:00	0.00%	0.00%
% Change	100.00%	100.00%	100.00%	100.00%	100.00%
7.0.517.44					
January 1, 2010 - December 31, 2010	28,524	2.58	00:02:05	36.53%	45.19%
January 1, 2009 - December 31, 2009	0	0.00	00:00:00	0.00%	0.00%
% Change	100.00%	100.00%	100.00%	100.00%	100.00%
4.0.249.89					
January 1, 2010 - December 31, 2010	22,914	2.61	00:02:03	34.78%	46.58%
January 1, 2009 - December 31, 2009	0	0.00	00:00:00	0.00%	0.00%
% Change	100.00%	100.00%	100.00%	100.00%	100.00%
5.0.375.99					
January 1, 2010 - December 31, 2010	22,891	2.62	00:02:05	35.94%	45.55%
January 1, 2009 - December 31, 2009	0	0.00	00:00:00	0.00%	0.00%
% Change	100.00%	100.00%	100.00%	100.00%	100.00%
4.1.249.1064					
January 1, 2010 - December 31, 2010	22,263	2.56	00:02:07	33.61%	45.90%
January 1, 2009 - December 31, 2009	0	0.00	00:00:00	0.00%	0.00%
% Change	100.00%	100.00%	100.00%	100.00%	100.00%
7.0.517.41					

January 1, 2010 - December 31, 2010	19,805	2.45	00:02:04	38.21%	45.41%
January 1, 2009 - December 31, 2009	0	0.00	00:00:00	0.00%	0.00%
% Change	100.00%	100.00%	100.00%	100.00%	100.00%
5.0.375.127					
January 1, 2010 - December 31, 2010	18,151	2.55	00:02:04	35.93%	45.58%
January 1, 2009 - December 31, 2009	0	0.00	00:00:00	0.00%	0.00%
% Change	100.00%	100.00%	100.00%	100.00%	100.00%
5.0.375.70					
January 1, 2010 - December 31, 2010	17,807	2.57	00:02:02	35.27%	45.37%
January 1, 2009 - December 31, 2009	0	0.00	00:00:00	0.00%	0.00%
% Change	100.00%	100.00%	100.00%	100.00%	100.00%
4.1.249.1045					
January 1, 2010 - December 31, 2010	16,731	2.60	00:02:07	33.08%	46.34%
January 1, 2009 - December 31, 2009	0	0.00	00:00:00	0.00%	0.00%
% Change	100.00%	100.00%	100.00%	100.00%	100.00%
8.0.552.224					
January 1, 2010 - December 31, 2010	16,219	2.53	00:02:07	37.77%	43.99%
January 1, 2009 - December 31, 2009	0	0.00	00:00:00	0.00%	0.00%
% Change	100.00%	100.00%	100.00%	100.00%	100.00%
					1 - 10 of 533



Pages on this site were viewed a total of 21,605,795 times

21,605,795 Pageviews
Previous: 20,698,807 (4.38%)

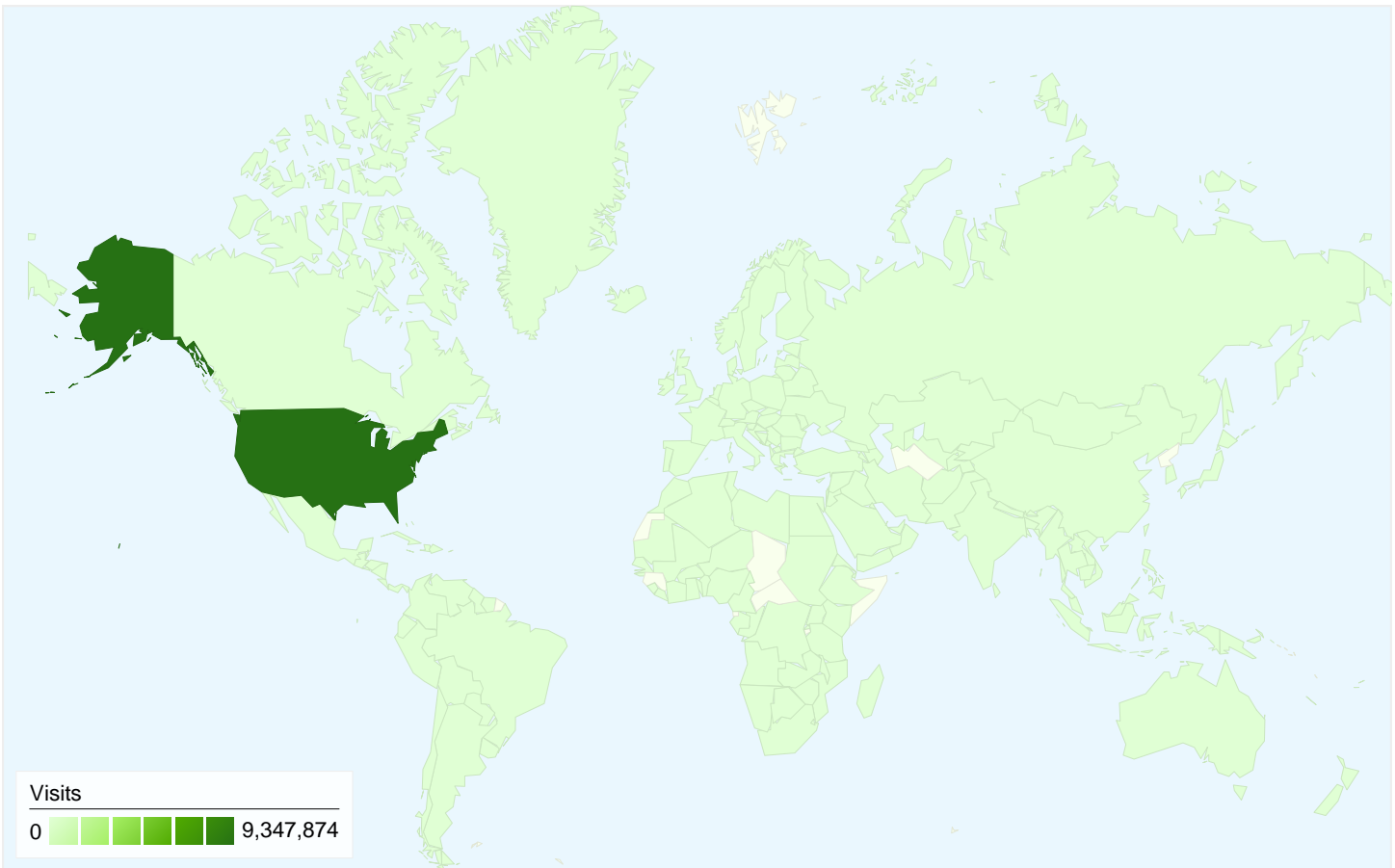
16,192,344 Unique Views
Previous: 15,762,567 (2.73%)

53.00% Bounce Rate
Previous: 54.33% (-2.44%)

Top Content

Pages	Pageviews	% Pageviews
/default.htm		
Jan 1, 2010 - Dec 31, 2010	5,815,952	26.92%
Jan 1, 2009 - Dec 31, 2009	4,570,060	22.08%
% Change	27.26%	21.92%
/tax/default.htm		
Jan 1, 2010 - Dec 31, 2010	4,230,206	19.58%
Jan 1, 2009 - Dec 31, 2009	4,033,908	19.49%
% Change	4.87%	0.46%
/libraries/default.htm		
Jan 1, 2010 - Dec 31, 2010	1,733,381	8.02%
Jan 1, 2009 - Dec 31, 2009	1,513,324	7.31%
% Change	14.54%	9.73%
/employment/default.htm		
Jan 1, 2010 - Dec 31, 2010	515,120	2.38%
Jan 1, 2009 - Dec 31, 2009	408,929	1.98%
% Change	25.97%	20.68%
/libraries/locations/default.htm		

Jan 1, 2010 - Dec 31, 2010	341,470	1.58%
Jan 1, 2009 - Dec 31, 2009	361,757	1.75%
% Change	-5.61%	-9.57%



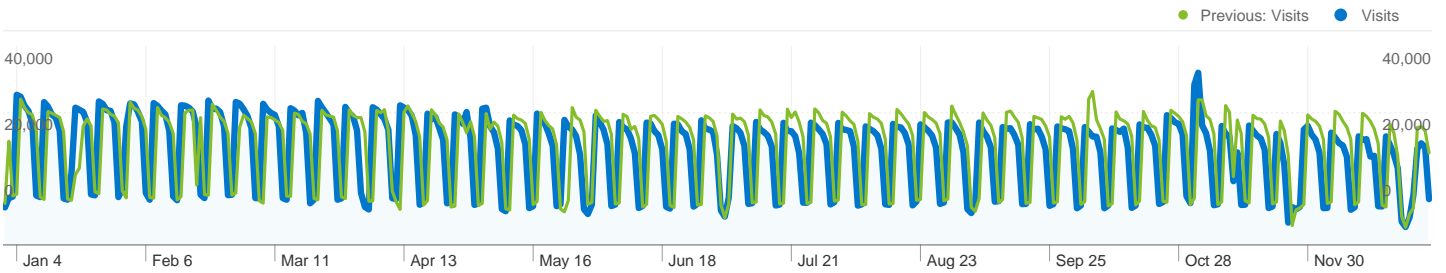
9,419,461 visits came from 205 countries/territories

Site Usage

Visits	Pages/Visit	Avg. Time on Site	% New Visits	Bounce Rate	
9,419,461 Previous: 9,062,014 (3.94%)	2.29 Previous: 2.28 (0.42%)	00:02:13 Previous: 00:01:51 (19.79%)	26.71% Previous: 25.70% (3.93%)	53.00% Previous: 54.33% (-2.44%)	
Country/Territory	Visits	Pages/Visit	Avg. Time on Site	% New Visits	Bounce Rate
United States					
January 1, 2010 - December 31, 2010	9,347,874	2.30	00:02:13	26.42%	52.94%
January 1, 2009 - December 31, 2009	8,976,041	2.28	00:01:51	25.41%	54.32%
% Change	4.14%	0.48%	20.01%	3.96%	-2.53%
Canada					
January 1, 2010 - December 31, 2010	26,395	2.08	00:01:43	52.16%	53.95%
January 1, 2009 - December 31, 2009	17,493	2.15	00:01:32	50.09%	53.04%
% Change	50.89%	-3.41%	11.83%	4.12%	1.72%
India					
January 1, 2010 - December 31, 2010	6,531	2.20	00:02:00	68.75%	56.16%

January 1, 2009 - December 31, 2009	4,723	2.18	00:01:28	75.08%	55.94%
% Change	38.28%	1.06%	36.10%	-8.43%	0.40%
United Kingdom					
January 1, 2010 - December 31, 2010	6,516	1.76	00:01:13	77.55%	73.30%
January 1, 2009 - December 31, 2009	7,119	1.96	00:01:17	66.47%	65.40%
% Change	-8.47%	-10.27%	-5.88%	16.67%	12.07%
Philippines					
January 1, 2010 - December 31, 2010	4,020	2.99	00:02:39	53.68%	54.63%
January 1, 2009 - December 31, 2009	3,795	2.81	00:02:51	65.32%	58.16%
% Change	5.93%	6.60%	-6.95%	-17.82%	-6.07%
Australia					
January 1, 2010 - December 31, 2010	2,139	1.57	00:00:54	86.35%	80.65%
January 1, 2009 - December 31, 2009	1,608	1.69	00:01:04	90.30%	78.86%
% Change	33.02%	-7.26%	-15.94%	-4.37%	2.27%
Germany					
January 1, 2010 - December 31, 2010	1,831	2.38	00:01:59	68.54%	57.02%
January 1, 2009 - December 31, 2009	1,929	2.35	00:01:39	65.89%	53.29%
% Change	-5.08%	1.10%	19.97%	4.03%	6.99%
(not set)					
January 1, 2010 - December 31, 2010	1,752	2.45	00:02:14	64.33%	48.12%
January 1, 2009 - December 31, 2009	24,083	2.73	00:02:39	28.89%	39.21%
% Change	-92.73%	-10.19%	-16.03%	122.68%	22.71%
China					
January 1, 2010 - December 31, 2010	1,288	1.97	00:01:17	56.52%	55.43%
January 1, 2009 - December 31, 2009	1,087	2.08	00:01:37	56.30%	52.71%
% Change	18.49%	-5.33%	-20.63%	0.39%	5.16%
Ireland					
January 1, 2010 - December 31, 2010	1,015	1.21	00:00:21	95.17%	91.82%
January 1, 2009 - December 31, 2009	1,803	1.12	00:00:08	96.89%	95.73%
% Change	-43.70%	8.13%	154.17%	-1.78%	-4.08%

1 - 10 of 205

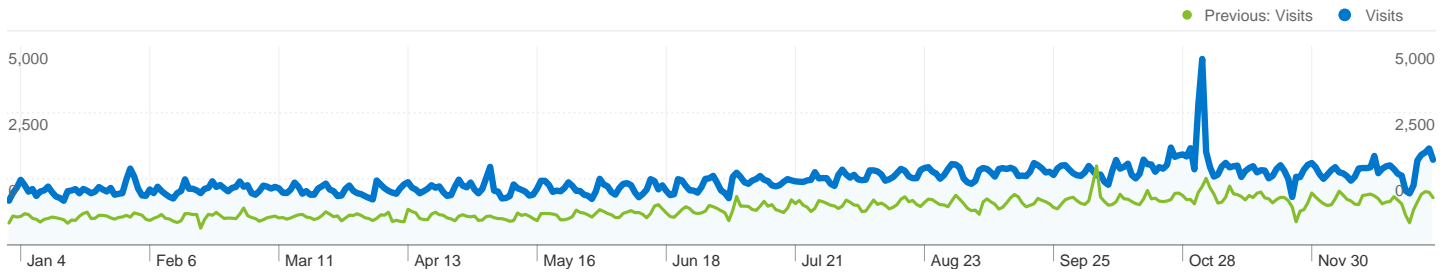


This browser sent 6,894,459 visits via 12 browser versions

Site Usage

Visits	Pages/Visit	Avg. Time on Site	% New Visits	Bounce Rate	
6,894,459 Previous: 7,187,779 (-4.08%)	2.24 Previous: 2.24 (0.16%)	00:02:15 Previous: 00:01:46 (27.71%)	23.15% Previous: 21.71% (6.62%)	54.15% Previous: 55.77% (-2.91%)	
Browser Version	Visits	Pages/Visit	Avg. Time on Site	% New Visits	Bounce Rate
8.0					
January 1, 2010 - December 31, 2010	3,673,069	2.35	00:02:50	25.16%	51.44%
January 1, 2009 - December 31, 2009	827,382	2.77	00:02:29	35.50%	41.11%
% Change	343.94%	-15.14%	14.20%	-29.12%	25.12%
6.0					
January 1, 2010 - December 31, 2010	1,624,502	1.80	00:01:14	12.07%	68.59%
January 1, 2009 - December 31, 2009	3,604,352	1.82	00:01:19	12.60%	69.28%
% Change	-54.93%	-0.85%	-5.78%	-4.20%	-1.01%
7.0					
January 1, 2010 - December 31, 2010	1,592,453	2.44	00:01:58	29.73%	45.71%
January 1, 2009 - December 31, 2009	2,754,257	2.63	00:02:09	29.49%	42.50%
% Change	-42.18%	-7.18%	-8.54%	0.84%	7.55%
9.0					
January 1, 2010 - December 31, 2010	3,778	2.79	00:02:18	46.16%	41.05%
January 1, 2009 - December 31, 2009	0	0.00	00:00:00	0.00%	0.00%
% Change	100.00%	100.00%	100.00%	100.00%	100.00%
5.5					
January 1, 2010 - December 31, 2010	401	2.88	00:02:46	24.94%	31.42%
January 1, 2009 - December 31, 2009	1,598	2.75	00:02:42	22.72%	40.24%
% Change	-74.91%	5.01%	2.79%	9.78%	-21.91%
999.1					

January 1, 2010 - December 31, 2010	133	3.66	00:04:04	65.41%	36.09%
January 1, 2009 - December 31, 2009	107	3.56	00:02:19	67.29%	42.99%
% Change	24.30%	2.83%	75.92%	-2.79%	-16.05%
5.01					
January 1, 2010 - December 31, 2010	117	2.79	00:04:12	15.38%	39.32%
January 1, 2009 - December 31, 2009	68	3.44	00:02:51	41.18%	38.24%
% Change	72.06%	-18.78%	47.40%	-62.64%	2.83%
6.5					
January 1, 2010 - December 31, 2010	3	3.00	00:01:26	33.33%	0.00%
January 1, 2009 - December 31, 2009	4	2.50	00:00:24	75.00%	0.00%
% Change	-25.00%	20.00%	253.26%	-55.56%	0.00%
4.01					
January 1, 2010 - December 31, 2010	1	1.00	00:00:00	100.00%	100.00%
January 1, 2009 - December 31, 2009	0	0.00	00:00:00	0.00%	0.00%
% Change	100.00%	100.00%	0.00%	100.00%	100.00%
5.0					
January 1, 2010 - December 31, 2010	1	1.00	00:00:00	100.00%	100.00%
January 1, 2009 - December 31, 2009	2	2.50	00:00:15	0.00%	0.00%
% Change	-50.00%	-60.00%	-100.00%	100.00%	100.00%
					1 - 10 of 12

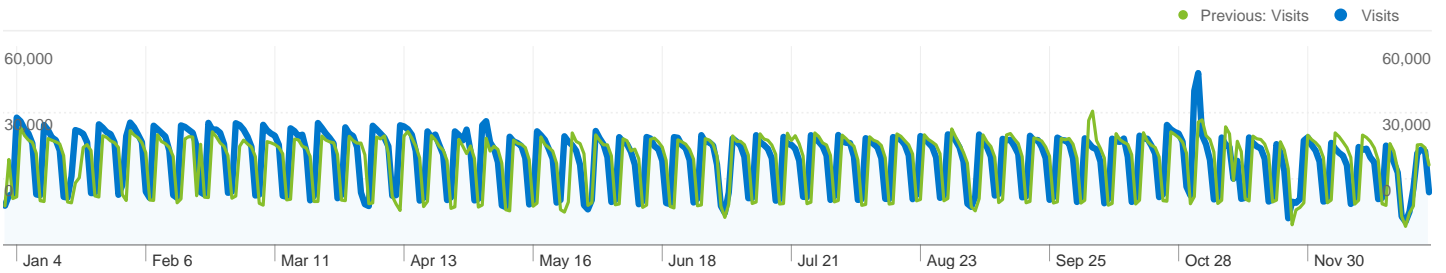


This browser sent 594,753 visits via 136 browser versions

Site Usage

Visits	Pages/Visit	Avg. Time on Site	% New Visits	Bounce Rate	
594,753 Previous: 331,718 (79.29%)	2.19 Previous: 2.35 (-6.72%)	00:01:49 Previous: 00:02:00 (-9.54%)	23.86% Previous: 25.28% (-5.62%)	57.11% Previous: 52.12% (9.58%)	
Browser Version	Visits	Pages/Visit	Avg. Time on Site	% New Visits	Bounce Rate
531.21.10					
January 1, 2010 - December 31, 2010	128,995	2.26	00:01:49	19.24%	57.35%
January 1, 2009 - December 31, 2009	22,254	2.31	00:01:46	18.04%	55.58%
% Change	479.65%	-2.29%	3.61%	6.65%	3.19%
531.22.7					
January 1, 2010 - December 31, 2010	78,272	2.34	00:02:01	18.04%	53.88%
January 1, 2009 - December 31, 2009	0	0.00	00:00:00	0.00%	0.00%
% Change	100.00%	100.00%	100.00%	100.00%	100.00%
533.18.5					
January 1, 2010 - December 31, 2010	74,830	2.03	00:01:36	15.74%	61.57%
January 1, 2009 - December 31, 2009	0	0.00	00:00:00	0.00%	0.00%
% Change	100.00%	100.00%	100.00%	100.00%	100.00%
533.16					
January 1, 2010 - December 31, 2010	59,742	2.11	00:01:35	15.91%	61.11%
January 1, 2009 - December 31, 2009	0	0.00	00:00:00	0.00%	0.00%
% Change	100.00%	100.00%	100.00%	100.00%	100.00%
528.16					
January 1, 2010 - December 31, 2010	45,922	2.06	00:01:34	38.98%	54.58%
January 1, 2009 - December 31, 2009	29,546	2.07	00:01:42	38.10%	56.10%
% Change	55.43%	-0.74%	-7.41%	2.31%	-2.69%
533.17.8					

January 1, 2010 - December 31, 2010	45,763	2.07	00:01:31	15.83%	61.67%
January 1, 2009 - December 31, 2009	0	0.00	00:00:00	0.00%	0.00%
% Change	100.00%	100.00%	100.00%	100.00%	100.00%
6531.22.7					
January 1, 2010 - December 31, 2010	28,659	2.02	00:01:18	45.13%	55.61%
January 1, 2009 - December 31, 2009	0	0.00	00:00:00	0.00%	0.00%
% Change	100.00%	100.00%	100.00%	100.00%	100.00%
533.19.4					
January 1, 2010 - December 31, 2010	26,089	1.90	00:01:27	14.91%	62.42%
January 1, 2009 - December 31, 2009	0	0.00	00:00:00	0.00%	0.00%
% Change	100.00%	100.00%	100.00%	100.00%	100.00%
531.9					
January 1, 2010 - December 31, 2010	25,376	2.21	00:01:45	17.76%	58.70%
January 1, 2009 - December 31, 2009	74,110	2.28	00:01:43	16.47%	58.17%
% Change	-65.76%	-3.13%	1.43%	7.89%	0.91%
530.17					
January 1, 2010 - December 31, 2010	20,332	2.48	00:03:22	55.37%	49.52%
January 1, 2009 - December 31, 2009	10,603	2.26	00:01:46	23.02%	57.99%
% Change	91.76%	9.92%	89.81%	140.49%	-14.61%
					1 - 10 of 136



9,419,461 visits used 217 browser and OS combinations

Site Usage

Visits	Pages/Visit	Avg. Time on Site	% New Visits	Bounce Rate	
9,419,461 Previous: 9,062,014 (3.94%)	2.29 Previous: 2.28 (0.42%)	00:02:13 Previous: 00:01:51 (19.79%)	26.71% Previous: 25.70% (3.93%)	53.00% Previous: 54.33% (-2.44%)	
Browser and OS	Visits	Pages/Visit	Avg. Time on Site	% New Visits	Bounce Rate
Internet Explorer / Windows					
January 1, 2010 - December 31, 2010	6,894,030	2.24	00:02:15	23.14%	54.15%
January 1, 2009 - December 31, 2009	7,187,486	2.24	00:01:46	21.71%	55.77%
% Change	-4.08%	0.16%	27.71%	6.62%	-2.91%
Firefox / Windows					
January 1, 2010 - December 31, 2010	1,357,975	2.53	00:02:18	41.02%	47.39%
January 1, 2009 - December 31, 2009	1,249,713	2.48	00:02:15	44.37%	48.00%
% Change	8.66%	1.87%	2.15%	-7.55%	-1.28%
Safari / Macintosh					
January 1, 2010 - December 31, 2010	426,288	2.18	00:01:45	16.53%	58.43%
January 1, 2009 - December 31, 2009	278,685	2.38	00:02:04	21.23%	52.03%
% Change	52.96%	-8.18%	-15.15%	-22.16%	12.29%
Chrome / Windows					
January 1, 2010 - December 31, 2010	313,002	2.54	00:02:03	36.33%	46.00%
January 1, 2009 - December 31, 2009	102,750	2.71	00:02:09	44.74%	43.55%
% Change	204.62%	-6.07%	-4.57%	-18.80%	5.62%
Firefox / Macintosh					
January 1, 2010 - December 31, 2010	148,790	2.47	00:01:59	36.37%	48.38%
January 1, 2009 - December 31, 2009	126,049	2.44	00:01:57	40.22%	48.50%
% Change	18.04%	1.36%	0.90%	-9.57%	-0.24%
Safari / iPhone					
January 1, 2010 - December 31, 2010	65,178	2.02	00:01:28	40.63%	54.97%

January 1, 2009 - December 31, 2009	31,594	2.08	00:01:34	47.44%	53.00%
% Change	106.30%	-2.54%	-6.31%	-14.36%	3.73%
Safari / Android					
January 1, 2010 - December 31, 2010	41,622	2.42	00:02:52	51.59%	50.20%
January 1, 2009 - December 31, 2009	1,822	2.43	00:02:55	63.17%	50.49%
% Change	2,184.41%	-0.57%	-1.92%	-18.34%	-0.59%
Firefox / Linux					
January 1, 2010 - December 31, 2010	27,685	2.44	00:02:00	41.70%	48.90%
January 1, 2009 - December 31, 2009	25,018	2.44	00:02:06	46.09%	49.03%
% Change	10.66%	0.11%	-4.80%	-9.52%	-0.27%
Safari / Windows					
January 1, 2010 - December 31, 2010	21,692	2.14	00:01:34	24.85%	62.14%
January 1, 2009 - December 31, 2009	12,380	2.40	00:01:45	35.76%	52.57%
% Change	75.22%	-11.06%	-10.50%	-30.51%	18.20%
Safari / iPad					
January 1, 2010 - December 31, 2010	21,168	2.45	00:02:11	40.64%	48.85%
January 1, 2009 - December 31, 2009	0	0.00	00:00:00	0.00%	0.00%
% Change	100.00%	100.00%	100.00%	100.00%	100.00%
1 - 10 of 217					