

**Site Usage**

**2,330,652 Visits**

Previous: 2,220,227 (4.97%)

**5,366,194 Pageviews**

Previous: 5,032,141 (6.64%)

**2.30 Pages/Visit**

Previous: 2.27 (1.59%)

**53.11% Bounce Rate**

Previous: 54.79% (-3.07%)

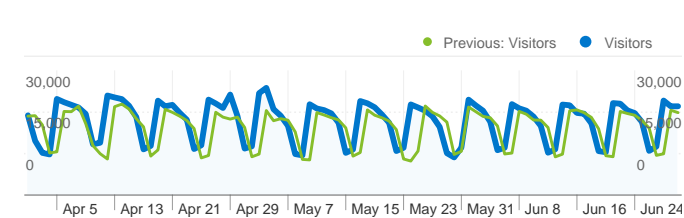
**00:02:11 Avg. Time on Site**

Previous: 00:01:49 (19.66%)

**25.99% % New Visits**

Previous: 25.78% (0.80%)

**Visitors Overview**

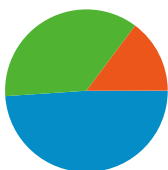


**Visitors**  
**788,487**

**Content Overview**

Pages	Pageviews	% Pageviews
/default.htm		
Apr 1, 2010 - Jun 30, 2010	1,518,426	28.30%
Apr 1, 2009 - Jun 30, 2009	1,493,996	29.69%
% Change	1.64%	-4.69%
/tax/default.htm		
Apr 1, 2010 - Jun 30, 2010	1,056,508	19.69%
Apr 1, 2009 - Jun 30, 2009	998,527	19.84%
% Change	5.81%	-0.78%
/libraries/default.htm		
Apr 1, 2010 - Jun 30, 2010	416,420	7.76%
Apr 1, 2009 - Jun 30, 2009	360,198	7.16%
% Change	15.61%	8.41%
/employment/default.htm		
Apr 1, 2010 - Jun 30, 2010	121,868	2.27%
Apr 1, 2009 - Jun 30, 2009	90,469	1.80%
% Change	34.71%	26.32%
/libraries/locations/default.htm		

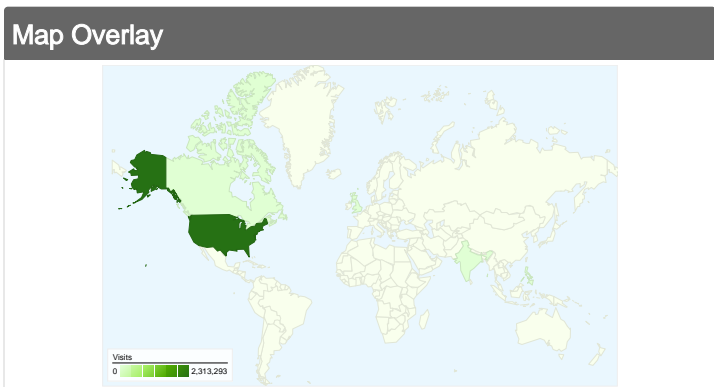
**Traffic Sources Overview**



- **Search Engines**  
1,140,497.00 (48.93%)
- **Direct Traffic**  
845,858.00 (36.29%)
- **Referring Sites**  
343,873.00 (14.75%)
- **Other**  
424 (0.02%)

Browsers		
Browser	Visits	% visits
Internet Explorer		
Apr 1, 2010 - Jun 30, 2010	1,729,485	74.21%
Apr 1, 2009 - Jun 30, 2009	1,783,021	80.31%
% Change	-3.00%	-7.60%
Firefox		
Apr 1, 2010 - Jun 30, 2010	382,079	16.39%
Apr 1, 2009 - Jun 30, 2009	339,842	15.31%
% Change	12.43%	7.10%
Safari		
Apr 1, 2010 - Jun 30, 2010	129,436	5.55%
Apr 1, 2009 - Jun 30, 2009	68,419	3.08%
% Change	89.18%	80.22%
Chrome		
Apr 1, 2010 - Jun 30, 2010	74,997	3.22%
Apr 1, 2009 - Jun 30, 2009	20,114	0.91%
% Change	272.86%	255.19%
Opera		
Apr 1, 2010 - Jun 30, 2010	4,267	0.18%
Apr 1, 2009 - Jun 30, 2009	2,687	0.12%
% Change	58.80%	51.28%

Apr 1, 2010 - Jun 30, 2010	86,704	1.62%
Apr 1, 2009 - Jun 30, 2009	84,144	1.67%
% Change	3.04%	-3.37%



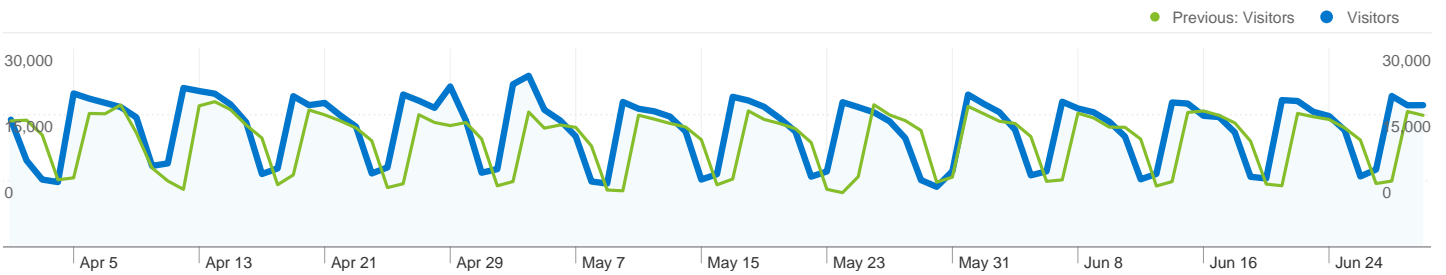
Browser: Internet Explorer		
Browser Version	Visits	% visits
8.0		
Apr 1, 2010 - Jun 30, 2010	865,194	50.03%
Apr 1, 2009 - Jun 30, 2009	96,517	5.41%
% Change	796.42%	824.16%
6.0		
Apr 1, 2010 - Jun 30, 2010	468,883	27.11%
Apr 1, 2009 - Jun 30, 2009	931,198	52.23%
% Change	-49.65%	-48.09%
7.0		
Apr 1, 2010 - Jun 30, 2010	395,264	22.85%
Apr 1, 2009 - Jun 30, 2009	754,857	42.34%
% Change	-47.64%	-46.02%
5.5		
Apr 1, 2010 - Jun 30, 2010	96	0.01%
Apr 1, 2009 - Jun 30, 2009	412	0.02%
% Change	-76.70%	-75.98%
5.01		
Apr 1, 2010 - Jun 30, 2010	23	> 0.00%
Apr 1, 2009 - Jun 30, 2009	8	> 0.00%
% Change	187.50%	196.40%

Browser: Firefox		
Browser Version	Visits	% visits
3.6.3		
Apr 1, 2010 - Jun 30, 2010	194,432	50.89%
Apr 1, 2009 - Jun 30, 2009	0	0.00%
% Change	100.00%	100.00%
3.5.9		
Apr 1, 2010 - Jun 30, 2010	65,654	17.18%
Apr 1, 2009 - Jun 30, 2009	0	0.00%
% Change	100.00%	100.00%
3.0.19		
Apr 1, 2010 - Jun 30, 2010	22,735	5.95%
Apr 1, 2009 - Jun 30, 2009	0	0.00%
% Change	100.00%	100.00%
3.6		
Apr 1, 2010 - Jun 30, 2010	10,105	2.64%
Apr 1, 2009 - Jun 30, 2009	1	> 0.00%
% Change	1,010,400.00%	898,694.04%
3.6.2		
Apr 1, 2010 - Jun 30, 2010	9,752	2.55%
Apr 1, 2009 - Jun 30, 2009	0	0.00%
% Change	100.00%	100.00%

Browser: Safari		
Browser Version	Visits	% visits
531.22.7		
Apr 1, 2010 - Jun 30, 2010	56,564	43.70%
Apr 1, 2009 - Jun 30, 2009	0	0.00%
% Change	100.00%	100.00%
531.21.10		
Apr 1, 2010 - Jun 30, 2010	23,762	18.36%
Apr 1, 2009 - Jun 30, 2009	0	0.00%
% Change	100.00%	100.00%
528.16		
Apr 1, 2010 - Jun 30, 2010	16,838	13.01%
Apr 1, 2009 - Jun 30, 2009	5,735	8.38%
% Change	193.60%	55.20%
533.16		
Apr 1, 2010 - Jun 30, 2010	10,467	8.09%
Apr 1, 2009 - Jun 30, 2009	0	0.00%
% Change	100.00%	100.00%
531.9		
Apr 1, 2010 - Jun 30, 2010	6,389	4.94%
Apr 1, 2009 - Jun 30, 2009	0	0.00%
% Change	100.00%	100.00%

Browser: Chrome		
Browser Version	Visits	% visits
4.1.249.1064		
Apr 1, 2010 - Jun 30, 2010	22,041	29.39%
Apr 1, 2009 - Jun 30, 2009	0	0.00%
% Change	100.00%	100.00%
5.0.375.70		
Apr 1, 2010 - Jun 30, 2010	16,413	21.88%
Apr 1, 2009 - Jun 30, 2009	0	0.00%
% Change	100.00%	100.00%
4.1.249.1045		
Apr 1, 2010 - Jun 30, 2010	16,395	21.86%
Apr 1, 2009 - Jun 30, 2009	0	0.00%
% Change	100.00%	100.00%
5.0.375.55		
Apr 1, 2010 - Jun 30, 2010	8,584	11.45%
Apr 1, 2009 - Jun 30, 2009	0	0.00%
% Change	100.00%	100.00%
4.1.249.1059		
Apr 1, 2010 - Jun 30, 2010	2,986	3.98%
Apr 1, 2009 - Jun 30, 2009	0	0.00%
% Change	100.00%	100.00%

Browsers and OS		
Browser and OS	Visits	% visits
Internet Explorer / Windows		
Apr 1, 2010 - Jun 30, 2010	1,729,407	74.20%
Apr 1, 2009 - Jun 30, 2009	1,782,964	80.31%
% Change	-3.00%	-7.60%
Firefox / Windows		
Apr 1, 2010 - Jun 30, 2010	338,601	14.53%
Apr 1, 2009 - Jun 30, 2009	303,892	13.69%
% Change	11.42%	6.14%
Safari / Macintosh		
Apr 1, 2010 - Jun 30, 2010	96,117	4.12%
Apr 1, 2009 - Jun 30, 2009	58,485	2.63%
% Change	64.34%	56.56%
Chrome / Windows		
Apr 1, 2010 - Jun 30, 2010	70,355	3.02%
Apr 1, 2009 - Jun 30, 2009	20,099	0.91%
% Change	250.04%	233.46%
Firefox / Macintosh		
Apr 1, 2010 - Jun 30, 2010	36,849	1.58%
Apr 1, 2009 - Jun 30, 2009	29,935	1.35%
% Change	23.10%	17.26%



**788,487 people visited this site**

**2,330,652 Visits**  
 Previous: 2,220,227 (4.97%)

**788,487 Absolute Unique Visitors**  
 Previous: 725,358 (8.70%)

**5,366,194 Pageviews**  
 Previous: 5,032,141 (6.64%)

**2.30 Average Pageviews**  
 Previous: 2.27 (1.59%)

**00:02:11 Time on Site**  
 Previous: 00:01:49 (19.66%)

**53.11% Bounce Rate**  
 Previous: 54.79% (-3.07%)

**25.99% New Visits**  
 Previous: 25.78% (0.80%)

**Technical Profile**

Browser	Visits	% visits
Internet Explorer		
Apr 1, 2010 - Jun 30, 2010	1,729,485	74.21%
Apr 1, 2009 - Jun 30, 2009	1,783,021	80.31%
% Change	-3.00%	-7.60%
Firefox		
Apr 1, 2010 - Jun 30, 2010	382,079	16.39%
Apr 1, 2009 - Jun 30, 2009	339,842	15.31%
% Change	12.43%	7.10%

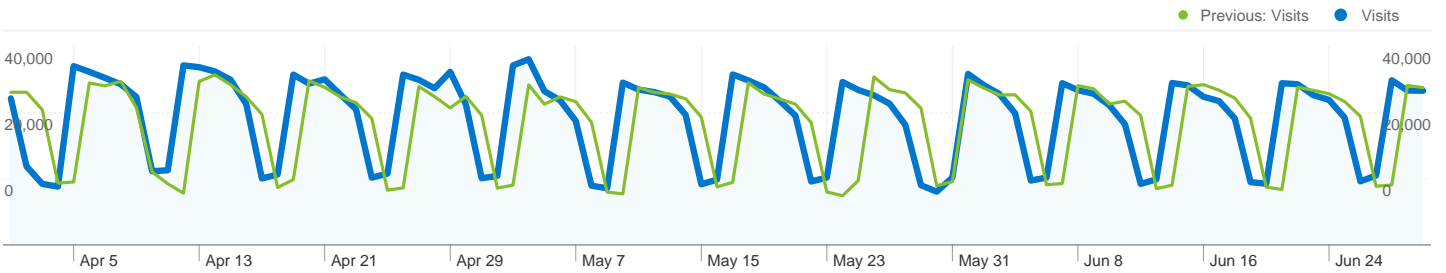
Connection Speed	Visits	% visits
Cable		
Apr 1, 2010 - Jun 30, 2010	942,346	40.43%
Apr 1, 2009 - Jun 30, 2009	818,023	36.84%
% Change	15.20%	9.74%
Unknown		
Apr 1, 2010 - Jun 30, 2010	875,527	37.57%
Apr 1, 2009 - Jun 30, 2009	911,658	41.06%
% Change	-3.96%	-8.51%

Safari		
Apr 1, 2010 - Jun 30, 2010	129,436	5.55%
Apr 1, 2009 - Jun 30, 2009	68,419	3.08%
% Change	89.18%	80.22%
Chrome		
Apr 1, 2010 - Jun 30, 2010	74,997	3.22%
Apr 1, 2009 - Jun 30, 2009	20,114	0.91%
% Change	272.86%	255.19%
Opera		
Apr 1, 2010 - Jun 30, 2010	4,267	0.18%
Apr 1, 2009 - Jun 30, 2009	2,687	0.12%
% Change	58.80%	51.28%

DSL		
Apr 1, 2010 - Jun 30, 2010	299,675	12.86%
Apr 1, 2009 - Jun 30, 2009	304,874	13.73%
% Change	-1.71%	-6.36%
T1		
Apr 1, 2010 - Jun 30, 2010	180,608	7.75%
Apr 1, 2009 - Jun 30, 2009	142,846	6.43%
% Change	26.44%	20.45%
Dialup		
Apr 1, 2010 - Jun 30, 2010	21,362	0.92%
Apr 1, 2009 - Jun 30, 2009	28,057	1.26%
% Change	-23.86%	-27.47%

# Traffic Sources Overview

Apr 1, 2010 - Jun 30, 2010  
Comparing to: Apr 1, 2009 - Jun 30, 2009



All traffic sources sent a total of 2,330,652 visits

**36.29% Direct Traffic**

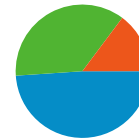
Previous: 48.96% (-25.87%)

**14.75% Referring Sites**

Previous: 14.04% (5.12%)

**48.93% Search Engines**

Previous: 36.92% (32.53%)



- **Search Engines**  
1,140,497.00 (48.93%)
- **Direct Traffic**  
845,858.00 (36.29%)
- **Referring Sites**  
343,873.00 (14.75%)
- **Other**  
424 (0.02%)

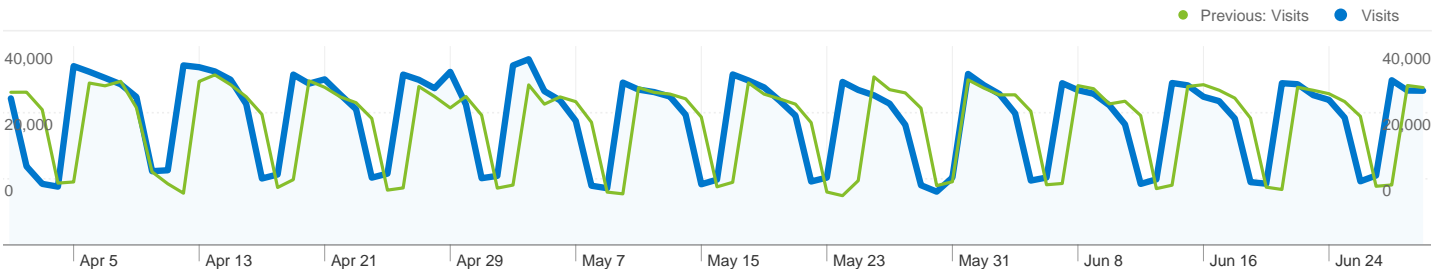
## Top Traffic Sources

Sources	Visits	% visits
google (organic)		
Apr 1, 2010 - Jun 30, 2010	902,649	38.73%
Apr 1, 2009 - Jun 30, 2009	646,029	29.10%
% Change	39.72%	33.10%
(direct) ((none))		
Apr 1, 2010 - Jun 30, 2010	845,858	36.29%
Apr 1, 2009 - Jun 30, 2009	1,086,962	48.96%
% Change	-22.18%	-25.87%
bing (organic)		
Apr 1, 2010 - Jun 30, 2010	110,174	4.73%
Apr 1, 2009 - Jun 30, 2009	11,481	0.52%
% Change	859.62%	814.15%
yahoo (organic)		
Apr 1, 2010 - Jun 30, 2010	86,135	3.70%
Apr 1, 2009 - Jun 30, 2009	90,661	4.08%
% Change	-4.99%	-9.49%
services.wakegov.com (referral)		

Keywords	Visits	% visits
wake county real estate search		
Apr 1, 2010 - Jun 30, 2010	65,843	5.77%
Apr 1, 2009 - Jun 30, 2009	11,653	1.42%
% Change	465.03%	306.13%
wake county library		
Apr 1, 2010 - Jun 30, 2010	62,642	5.49%
Apr 1, 2009 - Jun 30, 2009	43,927	5.36%
% Change	42.60%	2.50%
wake county		
Apr 1, 2010 - Jun 30, 2010	40,400	3.54%
Apr 1, 2009 - Jun 30, 2009	41,503	5.06%
% Change	-2.66%	-30.03%
wakegov.com		
Apr 1, 2010 - Jun 30, 2010	37,465	3.28%
Apr 1, 2009 - Jun 30, 2009	20,536	2.51%
% Change	82.44%	31.13%
wake county public library		

Apr 1, 2010 - Jun 30, 2010	50,847	2.18%	Apr 1, 2010 - Jun 30, 2010	27,181	2.38%
Apr 1, 2009 - Jun 30, 2009	50,733	2.29%	Apr 1, 2009 - Jun 30, 2009	24,579	3.00%
% Change	0.22%	-4.52%	% Change	10.59%	-20.51%

# Browsers



## 2,330,652 visits used 87 browsers

### Site Usage

Visits	Pages/Visit	Avg. Time on Site	% New Visits	Bounce Rate	
<b>2,330,652</b> Previous: 2,220,227 (4.97%)	<b>2.30</b> Previous: 2.27 (1.59%)	<b>00:02:11</b> Previous: 00:01:49 (19.66%)	<b>26.00%</b> Previous: 25.79% (0.83%)	<b>53.11%</b> Previous: 54.79% (-3.07%)	
Browser	Visits	Pages/Visit	Avg. Time on Site	% New Visits	Bounce Rate
<b>Internet Explorer</b>					
April 1, 2010 - June 30, 2010	1,729,485	2.24	00:02:11	22.46%	54.52%
April 1, 2009 - June 30, 2009	1,783,021	2.24	00:01:44	21.94%	56.18%
% Change	-3.00%	0.07%	25.89%	2.35%	-2.96%
<b>Firefox</b>					
April 1, 2010 - June 30, 2010	382,079	2.56	00:02:18	40.19%	47.23%
April 1, 2009 - June 30, 2009	339,842	2.37	00:02:09	43.33%	49.18%
% Change	12.43%	7.83%	6.78%	-7.25%	-3.95%
<b>Safari</b>					
April 1, 2010 - June 30, 2010	129,436	2.26	00:01:49	23.56%	55.16%
April 1, 2009 - June 30, 2009	68,419	2.37	00:02:10	27.65%	49.40%
% Change	89.18%	-4.72%	-16.27%	-14.78%	11.68%
<b>Chrome</b>					
April 1, 2010 - June 30, 2010	74,997	2.58	00:02:04	34.58%	45.77%
April 1, 2009 - June 30, 2009	20,114	2.75	00:02:02	50.17%	43.24%
% Change	272.86%	-6.10%	1.25%	-31.08%	5.84%
<b>Opera</b>					
April 1, 2010 - June 30, 2010	4,267	1.74	00:00:57	25.52%	72.44%
April 1, 2009 - June 30, 2009	2,687	1.93	00:02:35	41.38%	58.02%
% Change	58.80%	-9.73%	-62.94%	-38.33%	24.85%
<b>Mozilla</b>					
April 1, 2010 - June 30, 2010	2,214	1.84	00:01:02	70.28%	74.30%

April 1, 2009 - June 30, 2009	2,239	1.52	00:00:39	84.86%	82.89%
% Change	-1.12%	20.76%	57.22%	-17.18%	-10.37%
Mozilla Compatible Agent					
April 1, 2010 - June 30, 2010	2,137	2.09	00:01:11	56.34%	54.14%
April 1, 2009 - June 30, 2009	296	2.59	00:02:15	66.89%	43.58%
% Change	621.96%	-19.26%	-47.39%	-15.77%	24.23%
BlackBerry9630					
April 1, 2010 - June 30, 2010	969	2.14	00:02:05	68.94%	46.85%
April 1, 2009 - June 30, 2009	0	0.00	00:00:00	0.00%	0.00%
% Change	100.00%	100.00%	100.00%	100.00%	100.00%
BlackBerry8530					
April 1, 2010 - June 30, 2010	852	2.33	00:02:38	68.43%	43.78%
April 1, 2009 - June 30, 2009	0	0.00	00:00:00	0.00%	0.00%
% Change	100.00%	100.00%	100.00%	100.00%	100.00%
BlackBerry9530					
April 1, 2010 - June 30, 2010	714	2.27	00:02:12	63.03%	42.58%
April 1, 2009 - June 30, 2009	170	2.04	00:01:59	65.29%	47.06%
% Change	320.00%	11.02%	10.80%	-3.47%	-9.52%
BlackBerry9700					
April 1, 2010 - June 30, 2010	443	2.13	00:01:42	61.63%	48.76%
April 1, 2009 - June 30, 2009	0	0.00	00:00:00	0.00%	0.00%
% Change	100.00%	100.00%	100.00%	100.00%	100.00%
SeaMonkey					
April 1, 2010 - June 30, 2010	399	2.65	00:02:05	38.10%	39.35%
April 1, 2009 - June 30, 2009	487	2.42	00:02:22	40.25%	42.09%
% Change	-18.07%	9.33%	-12.14%	-5.34%	-6.52%
Opera Mini					
April 1, 2010 - June 30, 2010	362	2.24	00:01:47	75.97%	47.24%
April 1, 2009 - June 30, 2009	157	2.15	00:01:24	55.41%	51.59%
% Change	130.57%	4.24%	27.29%	37.09%	-8.44%
NetFront					
April 1, 2010 - June 30, 2010	312	2.19	00:01:51	65.71%	53.85%
April 1, 2009 - June 30, 2009	120	2.36	00:02:16	63.33%	55.00%
% Change	160.00%	-7.04%	-18.94%	3.74%	-2.10%
Camino					
April 1, 2010 - June 30, 2010	294	2.54	00:01:52	27.21%	46.60%

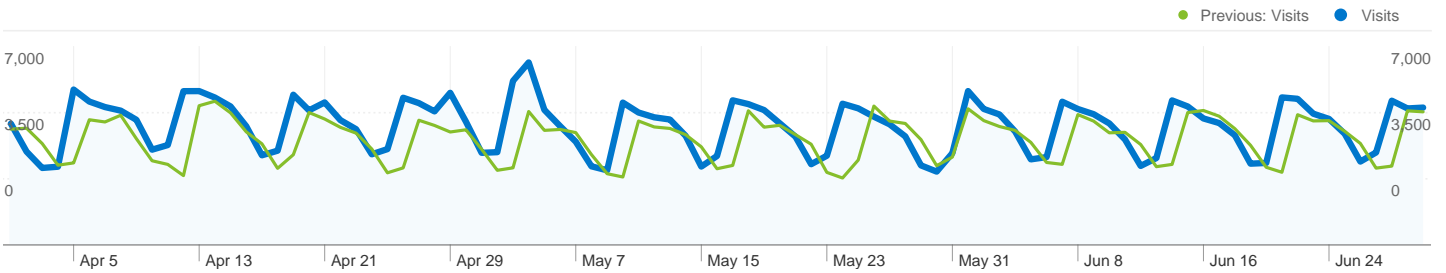
April 1, 2009 - June 30, 2009	462	2.33	00:01:47	43.72%	56.06%
% Change	-36.36%	8.75%	4.88%	-37.77%	-16.88%
BlackBerry9550					
April 1, 2010 - June 30, 2010	250	2.30	00:01:49	76.00%	48.80%
April 1, 2009 - June 30, 2009	0	0.00	00:00:00	0.00%	0.00%
% Change	100.00%	100.00%	100.00%	100.00%	100.00%
Blazer					
April 1, 2010 - June 30, 2010	183	1.84	00:02:05	70.49%	62.30%
April 1, 2009 - June 30, 2009	282	1.37	00:01:52	81.56%	73.76%
% Change	-35.11%	34.14%	11.57%	-13.57%	-15.54%
IE with Chrome Frame					
April 1, 2010 - June 30, 2010	167	2.25	00:02:11	29.94%	48.50%
April 1, 2009 - June 30, 2009	0	0.00	00:00:00	0.00%	0.00%
% Change	100.00%	100.00%	100.00%	100.00%	100.00%
BlackBerry9000					
April 1, 2010 - June 30, 2010	152	1.78	00:01:30	58.55%	59.21%
April 1, 2009 - June 30, 2009	93	2.51	00:02:16	64.52%	38.71%
% Change	63.44%	-29.10%	-33.41%	-9.24%	52.96%
BlackBerry8520					
April 1, 2010 - June 30, 2010	145	1.90	00:03:00	72.41%	53.79%
April 1, 2009 - June 30, 2009	0	0.00	00:00:00	0.00%	0.00%
% Change	100.00%	100.00%	100.00%	100.00%	100.00%
Playstation 3					
April 1, 2010 - June 30, 2010	138	3.43	00:03:43	84.06%	35.51%
April 1, 2009 - June 30, 2009	74	3.34	00:03:41	83.78%	29.73%
% Change	86.49%	2.69%	1.04%	0.33%	19.43%
Netscape					
April 1, 2010 - June 30, 2010	137	2.58	00:01:34	67.15%	59.12%
April 1, 2009 - June 30, 2009	1,316	2.84	00:03:16	40.50%	33.36%
% Change	-89.59%	-9.05%	-52.11%	65.80%	77.24%
BlackBerry8900					
April 1, 2010 - June 30, 2010	104	1.77	00:01:48	59.62%	50.00%
April 1, 2009 - June 30, 2009	22	2.18	00:02:43	77.27%	40.91%
% Change	372.73%	-18.91%	-33.85%	-22.85%	22.22%
BlackBerry8350i					
April 1, 2010 - June 30, 2010	76	2.07	00:03:31	60.53%	40.79%

April 1, 2009 - June 30, 2009	43	1.93	00:01:26	55.81%	60.47%
% Change	76.74%	7.02%	144.30%	8.44%	-32.54%
sam-r810 NetFront					
April 1, 2010 - June 30, 2010	71	1.34	00:01:05	39.44%	77.46%
April 1, 2009 - June 30, 2009	0	0.00	00:00:00	0.00%	0.00%
% Change	100.00%	100.00%	100.00%	100.00%	100.00%
BlackBerry8330					
April 1, 2010 - June 30, 2010	45	1.69	00:02:41	77.78%	66.67%
April 1, 2009 - June 30, 2009	0	0.00	00:00:00	0.00%	0.00%
% Change	100.00%	100.00%	100.00%	100.00%	100.00%
(not set)					
April 1, 2010 - June 30, 2010	29	2.00	00:01:56	55.17%	58.62%
April 1, 2009 - June 30, 2009	69	2.35	00:01:57	55.07%	46.38%
% Change	-57.97%	-14.81%	-1.35%	0.18%	26.40%
Konqueror					
April 1, 2010 - June 30, 2010	17	1.53	00:00:14	88.24%	76.47%
April 1, 2009 - June 30, 2009	50	2.04	00:00:44	86.00%	62.00%
% Change	-66.00%	-25.03%	-69.56%	2.60%	23.34%
Playstation Portable					
April 1, 2010 - June 30, 2010	16	2.25	00:01:56	87.50%	43.75%
April 1, 2009 - June 30, 2009	23	1.04	00:00:01	91.30%	95.65%
% Change	-30.43%	115.62%	14,698.26%	-4.17%	-54.26%
BlackBerry9650					
April 1, 2010 - June 30, 2010	15	1.80	00:01:10	86.67%	60.00%
April 1, 2009 - June 30, 2009	0	0.00	00:00:00	0.00%	0.00%
% Change	100.00%	100.00%	100.00%	100.00%	100.00%
Empty					
April 1, 2010 - June 30, 2010	13	2.46	00:03:23	53.85%	38.46%
April 1, 2009 - June 30, 2009	0	0.00	00:00:00	0.00%	0.00%
% Change	100.00%	100.00%	100.00%	100.00%	100.00%
LG-GR500					
April 1, 2010 - June 30, 2010	13	2.23	00:01:36	84.62%	53.85%
April 1, 2009 - June 30, 2009	3	1.00	00:00:00	66.67%	100.00%
% Change	333.33%	123.08%	100.00%	26.92%	-46.15%
XV6875.1 Opera					
April 1, 2010 - June 30, 2010	13	2.31	00:03:25	53.85%	46.15%

April 1, 2009 - June 30, 2009	0	0.00	00:00:00	0.00%	0.00%
% Change	100.00%	100.00%	100.00%	100.00%	100.00%
SAMSUNG-SGH-I637					
April 1, 2010 - June 30, 2010	9	1.44	00:02:01	77.78%	55.56%
April 1, 2009 - June 30, 2009	2	4.00	00:05:18	100.00%	50.00%
% Change	350.00%	-63.89%	-61.78%	-22.22%	11.11%
HTC-8900					
April 1, 2010 - June 30, 2010	8	1.38	00:00:12	25.00%	75.00%
April 1, 2009 - June 30, 2009	4	2.25	00:00:47	100.00%	25.00%
% Change	100.00%	-38.89%	-73.94%	-75.00%	200.00%
QVZMYML					
April 1, 2010 - June 30, 2010	8	3.00	00:01:37	25.00%	50.00%
April 1, 2009 - June 30, 2009	1	1.00	00:00:00	0.00%	100.00%
% Change	700.00%	200.00%	100.00%	100.00%	-50.00%
nook browser					
April 1, 2010 - June 30, 2010	7	2.86	00:02:01	71.43%	14.29%
April 1, 2009 - June 30, 2009	0	0.00	00:00:00	0.00%	0.00%
% Change	100.00%	100.00%	100.00%	100.00%	100.00%
BlackBerry8230f					
April 1, 2010 - June 30, 2010	6	2.17	00:01:26	33.33%	16.67%
April 1, 2009 - June 30, 2009	1	2.00	00:04:30	100.00%	0.00%
% Change	500.00%	8.33%	-68.15%	-66.67%	100.00%
BlackBerry8330m					
April 1, 2010 - June 30, 2010	6	1.83	00:02:30	66.67%	66.67%
April 1, 2009 - June 30, 2009	0	0.00	00:00:00	0.00%	0.00%
% Change	100.00%	100.00%	100.00%	100.00%	100.00%
SAMSUNG-SGH-I617					
April 1, 2010 - June 30, 2010	6	1.83	00:00:42	50.00%	50.00%
April 1, 2009 - June 30, 2009	50	3.22	00:07:12	78.00%	42.00%
% Change	-88.00%	-43.06%	-90.34%	-35.90%	19.05%
LG-CT810					
April 1, 2010 - June 30, 2010	5	3.20	00:02:41	100.00%	40.00%
April 1, 2009 - June 30, 2009	8	3.25	00:01:46	50.00%	50.00%
% Change	-37.50%	-1.54%	51.90%	100.00%	-20.00%
LGE-VM265					
April 1, 2010 - June 30, 2010	5	1.00	00:00:00	100.00%	100.00%

April 1, 2009 - June 30, 2009	0	0.00	00:00:00	0.00%	0.00%
% Change	100.00%	100.00%	0.00%	100.00%	100.00%
Treo800w					
April 1, 2010 - June 30, 2010	5	2.80	00:01:07	0.00%	0.00%
April 1, 2009 - June 30, 2009	11	2.36	00:02:05	81.82%	27.27%
% Change	-54.55%	18.46%	-46.56%	-100.00%	-100.00%
BlackBerry8230					
April 1, 2010 - June 30, 2010	4	1.75	00:00:38	75.00%	25.00%
April 1, 2009 - June 30, 2009	0	0.00	00:00:00	0.00%	0.00%
% Change	100.00%	100.00%	100.00%	100.00%	100.00%
XV6850.1 Opera					
April 1, 2010 - June 30, 2010	4	2.25	00:06:18	50.00%	50.00%
April 1, 2009 - June 30, 2009	0	0.00	00:00:00	0.00%	0.00%
% Change	100.00%	100.00%	100.00%	100.00%	100.00%
XV6875 Opera					
April 1, 2010 - June 30, 2010	4	1.75	00:00:23	100.00%	75.00%
April 1, 2009 - June 30, 2009	0	0.00	00:00:00	0.00%	0.00%
% Change	100.00%	100.00%	100.00%	100.00%	100.00%
XV6975 Opera					
April 1, 2010 - June 30, 2010	4	1.25	00:00:08	50.00%	75.00%
April 1, 2009 - June 30, 2009	0	0.00	00:00:00	0.00%	0.00%
% Change	100.00%	100.00%	100.00%	100.00%	100.00%
HTC-ST7377					
April 1, 2010 - June 30, 2010	3	1.00	00:00:00	66.67%	100.00%
April 1, 2009 - June 30, 2009	0	0.00	00:00:00	0.00%	0.00%
% Change	100.00%	100.00%	0.00%	100.00%	100.00%
8900a					
April 1, 2010 - June 30, 2010	2	1.50	00:00:27	100.00%	50.00%
April 1, 2009 - June 30, 2009	8	1.88	00:00:34	75.00%	37.50%
% Change	-75.00%	-20.00%	-21.48%	33.33%	33.33%
BlackBerry9500					
April 1, 2010 - June 30, 2010	2	1.50	00:00:20	50.00%	50.00%
April 1, 2009 - June 30, 2009	0	0.00	00:00:00	0.00%	0.00%
% Change	100.00%	100.00%	100.00%	100.00%	100.00%

1 - 50 of 87



### This browser sent 382,079 visits via 91 browser versions

#### Site Usage

Visits	Pages/Visit	Avg. Time on Site	% New Visits	Bounce Rate	
<b>382,079</b> Previous: 339,842 (12.43%)	<b>2.56</b> Previous: 2.37 (7.83%)	<b>00:02:18</b> Previous: 00:02:09 (6.78%)	<b>40.19%</b> Previous: 43.33% (-7.25%)	<b>47.23%</b> Previous: 49.18% (-3.95%)	
Browser Version	Visits	Pages/Visit	Avg. Time on Site	% New Visits	Bounce Rate
<b>3.6.3</b>					
April 1, 2010 - June 30, 2010	<b>194,432</b>	2.53	00:02:11	37.52%	47.38%
April 1, 2009 - June 30, 2009	<b>0</b>	0.00	00:00:00	0.00%	0.00%
% Change	<b>100.00%</b>	100.00%	100.00%	100.00%	<b>100.00%</b>
<b>3.5.9</b>					
April 1, 2010 - June 30, 2010	<b>65,654</b>	2.57	00:02:16	35.06%	46.32%
April 1, 2009 - June 30, 2009	<b>0</b>	0.00	00:00:00	0.00%	0.00%
% Change	<b>100.00%</b>	100.00%	100.00%	100.00%	<b>100.00%</b>
<b>3.0.19</b>					
April 1, 2010 - June 30, 2010	<b>22,735</b>	2.58	00:02:12	34.11%	45.19%
April 1, 2009 - June 30, 2009	<b>0</b>	0.00	00:00:00	0.00%	0.00%
% Change	<b>100.00%</b>	100.00%	100.00%	100.00%	<b>100.00%</b>
<b>3.6</b>					
April 1, 2010 - June 30, 2010	<b>10,105</b>	2.72	00:02:16	44.38%	46.21%
April 1, 2009 - June 30, 2009	<b>1</b>	1.00	00:00:00	100.00%	100.00%
% Change	<b>1,010,400.00%</b>	172.10%	100.00%	<b>-55.62%</b>	<b>-53.79%</b>
<b>3.6.2</b>					
April 1, 2010 - June 30, 2010	<b>9,752</b>	2.68	00:02:18	34.92%	45.24%
April 1, 2009 - June 30, 2009	<b>0</b>	0.00	00:00:00	0.00%	0.00%
% Change	<b>100.00%</b>	100.00%	100.00%	100.00%	<b>100.00%</b>
<b>3.6.4</b>					

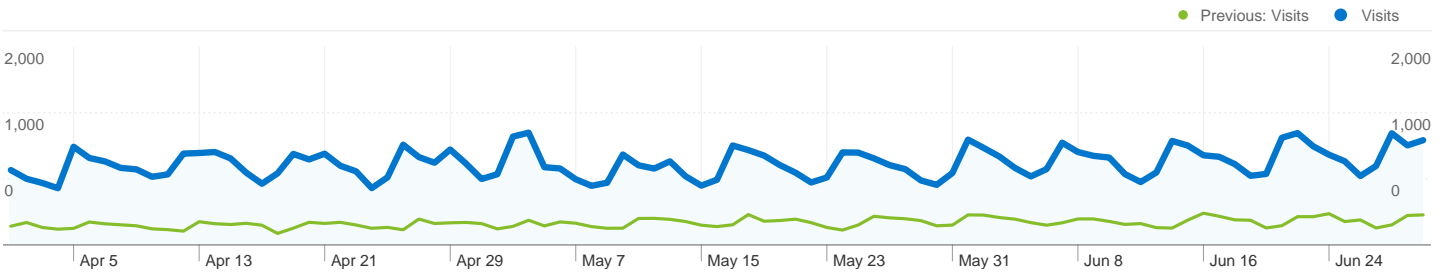
April 1, 2010 - June 30, 2010	9,197	2.52	00:02:08	37.74%	46.70%
April 1, 2009 - June 30, 2009	0	0.00	00:00:00	0.00%	0.00%
% Change	100.00%	100.00%	100.00%	100.00%	100.00%
3.0.10					
April 1, 2010 - June 30, 2010	9,048	2.51	00:03:17	74.94%	49.67%
April 1, 2009 - June 30, 2009	133,359	2.39	00:02:07	40.65%	48.59%
% Change	-93.22%	5.13%	55.19%	84.38%	2.22%
3.5.8					
April 1, 2010 - June 30, 2010	5,851	2.54	00:01:58	38.06%	47.03%
April 1, 2009 - June 30, 2009	0	0.00	00:00:00	0.00%	0.00%
% Change	100.00%	100.00%	100.00%	100.00%	100.00%
3.6.6					
April 1, 2010 - June 30, 2010	5,774	2.49	00:02:12	40.18%	47.35%
April 1, 2009 - June 30, 2009	0	0.00	00:00:00	0.00%	0.00%
% Change	100.00%	100.00%	100.00%	100.00%	100.00%
3.5.3					
April 1, 2010 - June 30, 2010	5,143	2.65	00:03:56	70.64%	52.93%
April 1, 2009 - June 30, 2009	0	0.00	00:00:00	0.00%	0.00%
% Change	100.00%	100.00%	100.00%	100.00%	100.00%
3.0.11					
April 1, 2010 - June 30, 2010	3,847	2.81	00:04:00	53.55%	43.15%
April 1, 2009 - June 30, 2009	49,387	2.43	00:02:07	37.51%	47.81%
% Change	-92.21%	15.96%	88.68%	42.75%	-9.74%
3.5.2					
April 1, 2010 - June 30, 2010	3,824	2.68	00:02:50	62.92%	48.43%
April 1, 2009 - June 30, 2009	0	0.00	00:00:00	0.00%	0.00%
% Change	100.00%	100.00%	100.00%	100.00%	100.00%
3.5.10					
April 1, 2010 - June 30, 2010	3,715	2.59	00:02:25	36.42%	44.90%
April 1, 2009 - June 30, 2009	0	0.00	00:00:00	0.00%	0.00%
% Change	100.00%	100.00%	100.00%	100.00%	100.00%
3.5.7					
April 1, 2010 - June 30, 2010	3,356	2.84	00:02:42	49.91%	45.41%
April 1, 2009 - June 30, 2009	0	0.00	00:00:00	0.00%	0.00%
% Change	100.00%	100.00%	100.00%	100.00%	100.00%
3.5.5					

April 1, 2010 - June 30, 2010	2,688	2.43	00:01:59	49.37%	50.30%
April 1, 2009 - June 30, 2009	0	0.00	00:00:00	0.00%	0.00%
% Change	100.00%	100.00%	100.00%	100.00%	100.00%
3.0.6					
April 1, 2010 - June 30, 2010	2,625	2.31	00:03:24	69.87%	56.84%
April 1, 2009 - June 30, 2009	5,774	2.17	00:02:12	64.22%	52.96%
% Change	-54.54%	6.88%	54.21%	8.79%	7.32%
2.0.0.20					
April 1, 2010 - June 30, 2010	2,565	2.65	00:02:20	48.89%	47.52%
April 1, 2009 - June 30, 2009	11,971	2.43	00:02:09	47.49%	47.00%
% Change	-78.57%	9.36%	8.95%	2.95%	1.12%
3.0.5					
April 1, 2010 - June 30, 2010	2,539	2.71	00:01:52	78.57%	51.00%
April 1, 2009 - June 30, 2009	6,647	2.58	00:02:07	66.39%	47.87%
% Change	-61.80%	5.00%	-11.84%	18.35%	6.54%
3.5					
April 1, 2010 - June 30, 2010	2,535	2.10	00:03:44	71.48%	60.51%
April 1, 2009 - June 30, 2009	1,364	2.35	00:02:09	47.51%	48.02%
% Change	85.85%	-10.47%	73.99%	50.46%	26.01%
3.0.18					
April 1, 2010 - June 30, 2010	2,082	2.39	00:01:52	33.48%	51.49%
April 1, 2009 - June 30, 2009	0	0.00	00:00:00	0.00%	0.00%
% Change	100.00%	100.00%	100.00%	100.00%	100.00%
3.5.6					
April 1, 2010 - June 30, 2010	1,720	2.62	00:02:05	44.42%	43.37%
April 1, 2009 - June 30, 2009	0	0.00	00:00:00	0.00%	0.00%
% Change	100.00%	100.00%	100.00%	100.00%	100.00%
3.0.15					
April 1, 2010 - June 30, 2010	1,039	2.62	00:02:16	43.12%	45.72%
April 1, 2009 - June 30, 2009	0	0.00	00:00:00	0.00%	0.00%
% Change	100.00%	100.00%	100.00%	100.00%	100.00%
3.0.8					
April 1, 2010 - June 30, 2010	997	2.31	00:01:52	68.30%	58.58%
April 1, 2009 - June 30, 2009	70,752	2.37	00:02:04	41.73%	47.67%
% Change	-98.59%	-2.69%	-10.04%	63.67%	22.88%
3.0.16					

April 1, 2010 - June 30, 2010	944	2.30	00:01:48	32.52%	52.44%
April 1, 2009 - June 30, 2009	0	0.00	00:00:00	0.00%	0.00%
% Change	100.00%	100.00%	100.00%	100.00%	100.00%
3.0.17					
April 1, 2010 - June 30, 2010	832	2.47	00:01:50	44.95%	47.00%
April 1, 2009 - June 30, 2009	0	0.00	00:00:00	0.00%	0.00%
% Change	100.00%	100.00%	100.00%	100.00%	100.00%
3.0.9					
April 1, 2010 - June 30, 2010	826	2.01	00:03:07	65.74%	63.92%
April 1, 2009 - June 30, 2009	16,824	2.32	00:02:03	41.06%	49.91%
% Change	-95.09%	-13.20%	52.87%	60.10%	28.07%
3.0.7					
April 1, 2010 - June 30, 2010	637	4.26	00:05:27	50.55%	29.83%
April 1, 2009 - June 30, 2009	6,448	2.55	00:02:28	44.09%	46.53%
% Change	-90.12%	67.42%	120.52%	14.65%	-35.89%
3.0.14					
April 1, 2010 - June 30, 2010	587	2.75	00:02:18	50.26%	45.14%
April 1, 2009 - June 30, 2009	0	0.00	00:00:00	0.00%	0.00%
% Change	100.00%	100.00%	100.00%	100.00%	100.00%
3.0.4					
April 1, 2010 - June 30, 2010	583	2.81	00:02:13	60.38%	40.14%
April 1, 2009 - June 30, 2009	2,615	2.54	00:01:43	70.48%	44.09%
% Change	-77.71%	10.58%	29.16%	-14.33%	-8.97%
3.0.1					
April 1, 2010 - June 30, 2010	544	2.67	00:01:54	65.26%	49.45%
April 1, 2009 - June 30, 2009	6,958	2.14	00:02:00	45.98%	60.33%
% Change	-92.18%	24.40%	-4.54%	41.94%	-18.04%
3.0.13					
April 1, 2010 - June 30, 2010	518	2.61	00:02:12	42.86%	40.54%
April 1, 2009 - June 30, 2009	0	0.00	00:00:00	0.00%	0.00%
% Change	100.00%	100.00%	100.00%	100.00%	100.00%
3.0.3					
April 1, 2010 - June 30, 2010	512	3.07	00:03:42	44.34%	43.36%
April 1, 2009 - June 30, 2009	2,211	2.36	00:03:50	43.15%	48.94%
% Change	-76.84%	30.00%	-3.43%	2.75%	-11.40%
3.5.4					

April 1, 2010 - June 30, 2010	474	2.69	00:02:16	40.93%	40.51%
April 1, 2009 - June 30, 2009	0	0.00	00:00:00	0.00%	0.00%
% Change	100.00%	100.00%	100.00%	100.00%	100.00%
3.5.1					
April 1, 2010 - June 30, 2010	455	2.47	00:02:26	45.05%	52.31%
April 1, 2009 - June 30, 2009	0	0.00	00:00:00	0.00%	0.00%
% Change	100.00%	100.00%	100.00%	100.00%	100.00%
1.5.0.12					
April 1, 2010 - June 30, 2010	413	2.36	00:01:36	38.74%	42.86%
April 1, 2009 - June 30, 2009	953	2.13	00:01:24	37.04%	51.84%
% Change	-56.66%	11.05%	14.53%	4.59%	-17.32%
2.0.0.12					
April 1, 2010 - June 30, 2010	334	2.62	00:02:07	57.78%	50.00%
April 1, 2009 - June 30, 2009	3,941	2.16	00:02:25	75.69%	60.01%
% Change	-91.52%	21.23%	-12.79%	-23.66%	-16.68%
2.0.0.14					
April 1, 2010 - June 30, 2010	326	3.12	00:03:59	60.74%	46.32%
April 1, 2009 - June 30, 2009	1,062	2.29	00:02:04	51.79%	49.81%
% Change	-69.30%	36.23%	92.07%	17.28%	-7.01%
3.0					
April 1, 2010 - June 30, 2010	317	2.84	00:01:42	43.85%	50.47%
April 1, 2009 - June 30, 2009	1,123	2.38	00:02:05	65.63%	48.62%
% Change	-71.77%	19.06%	-17.81%	-33.19%	3.81%
2.0.0.11					
April 1, 2010 - June 30, 2010	236	3.36	00:02:55	62.71%	40.25%
April 1, 2009 - June 30, 2009	1,372	2.34	00:02:51	58.97%	47.30%
% Change	-82.80%	43.71%	2.40%	6.35%	-14.90%
2.0.0.16					
April 1, 2010 - June 30, 2010	216	2.64	00:01:56	47.22%	50.46%
April 1, 2009 - June 30, 2009	1,155	2.72	00:04:52	63.72%	48.23%
% Change	-81.30%	-2.64%	-60.45%	-25.89%	4.64%
3.0.12					
April 1, 2010 - June 30, 2010	194	2.03	00:01:29	32.99%	53.09%
April 1, 2009 - June 30, 2009	0	0.00	00:00:00	0.00%	0.00%
% Change	100.00%	100.00%	100.00%	100.00%	100.00%
2.0.0.6					

April 1, 2010 - June 30, 2010	169	2.11	00:01:13	34.32%	58.58%
April 1, 2009 - June 30, 2009	1,915	2.00	00:03:47	68.56%	61.31%
% Change	-91.17%	5.08%	-67.75%	-49.95%	-4.45%
2.0.0.15					
April 1, 2010 - June 30, 2010	164	1.39	00:02:26	1.83%	78.66%
April 1, 2009 - June 30, 2009	617	1.60	00:01:51	5.51%	77.31%
% Change	-73.42%	-13.18%	31.03%	-66.80%	1.74%
2.0.0.18					
April 1, 2010 - June 30, 2010	161	2.84	00:02:11	36.02%	32.30%
April 1, 2009 - June 30, 2009	966	1.99	00:01:32	64.08%	65.11%
% Change	-83.33%	42.98%	41.78%	-43.78%	-50.40%
2.0.0.13					
April 1, 2010 - June 30, 2010	145	2.77	00:03:51	30.34%	40.00%
April 1, 2009 - June 30, 2009	602	3.16	00:02:37	35.22%	34.88%
% Change	-75.91%	-12.16%	46.78%	-13.83%	14.67%
2.0.0.4					
April 1, 2010 - June 30, 2010	137	2.94	00:02:44	47.45%	34.31%
April 1, 2009 - June 30, 2009	365	2.68	00:02:00	63.84%	49.59%
% Change	-62.47%	9.90%	36.50%	-25.68%	-30.82%
2.0					
April 1, 2010 - June 30, 2010	132	2.59	00:02:24	39.39%	32.58%
April 1, 2009 - June 30, 2009	1,444	2.18	00:03:21	20.84%	57.41%
% Change	-90.86%	18.73%	-28.37%	88.99%	-43.26%
2.0.0.1					
April 1, 2010 - June 30, 2010	109	2.16	00:01:44	30.28%	46.79%
April 1, 2009 - June 30, 2009	263	2.57	00:02:25	69.58%	41.83%
% Change	-58.56%	-16.12%	-28.04%	-56.49%	11.87%
2.0.0.9					
April 1, 2010 - June 30, 2010	98	2.77	00:02:30	60.20%	40.82%
April 1, 2009 - June 30, 2009	387	2.24	00:01:55	63.05%	41.34%
% Change	-74.68%	23.72%	31.04%	-4.51%	-1.28%
2.0.0.3					
April 1, 2010 - June 30, 2010	86	1.90	00:01:23	80.23%	60.47%
April 1, 2009 - June 30, 2009	399	2.53	00:02:42	65.91%	54.64%
% Change	-78.45%	-25.12%	-48.80%	21.72%	10.67%



### This browser sent 74,997 visits via 215 browser versions

#### Site Usage

Visits	Pages/Visit	Avg. Time on Site	% New Visits	Bounce Rate	
<b>74,997</b> Previous: 20,114 (272.86%)	<b>2.58</b> Previous: 2.75 (-6.10%)	<b>00:02:04</b> Previous: 00:02:02 (1.25%)	<b>34.58%</b> Previous: 50.17% (-31.08%)	<b>45.77%</b> Previous: 43.24% (5.84%)	
Browser Version	Visits	Pages/Visit	Avg. Time on Site	% New Visits	Bounce Rate
<b>4.1.249.1064</b>					
April 1, 2010 - June 30, 2010	<b>22,041</b>	2.57	00:02:07	33.49%	45.89%
April 1, 2009 - June 30, 2009	<b>0</b>	0.00	00:00:00	0.00%	0.00%
% Change	<b>100.00%</b>	100.00%	100.00%	100.00%	<b>100.00%</b>
<b>5.0.375.70</b>					
April 1, 2010 - June 30, 2010	<b>16,413</b>	2.58	00:02:01	35.19%	45.23%
April 1, 2009 - June 30, 2009	<b>0</b>	0.00	00:00:00	0.00%	0.00%
% Change	<b>100.00%</b>	100.00%	100.00%	100.00%	<b>100.00%</b>
<b>4.1.249.1045</b>					
April 1, 2010 - June 30, 2010	<b>16,395</b>	2.60	00:02:07	33.02%	46.32%
April 1, 2009 - June 30, 2009	<b>0</b>	0.00	00:00:00	0.00%	0.00%
% Change	<b>100.00%</b>	100.00%	100.00%	100.00%	<b>100.00%</b>
<b>5.0.375.55</b>					
April 1, 2010 - June 30, 2010	<b>8,584</b>	2.66	00:02:01	36.01%	44.78%
April 1, 2009 - June 30, 2009	<b>0</b>	0.00	00:00:00	0.00%	0.00%
% Change	<b>100.00%</b>	100.00%	100.00%	100.00%	<b>100.00%</b>
<b>4.1.249.1059</b>					
April 1, 2010 - June 30, 2010	<b>2,986</b>	2.56	00:02:04	31.15%	45.95%
April 1, 2009 - June 30, 2009	<b>0</b>	0.00	00:00:00	0.00%	0.00%
% Change	<b>100.00%</b>	100.00%	100.00%	100.00%	<b>100.00%</b>
<b>5.0.342.9</b>					

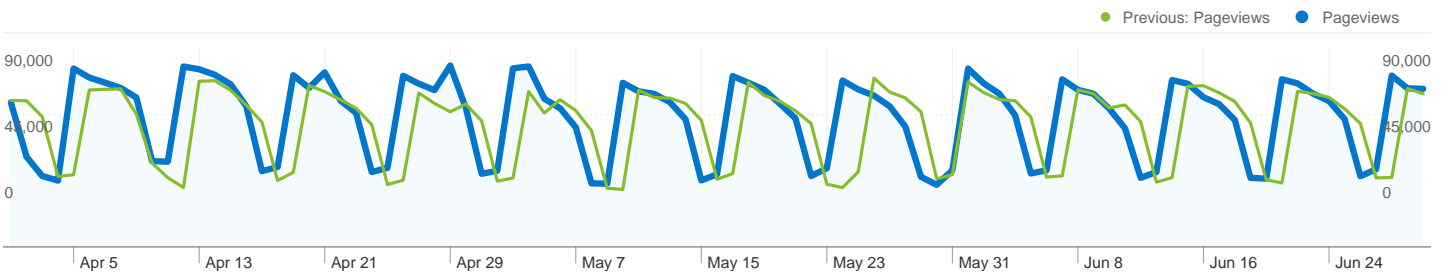
April 1, 2010 - June 30, 2010	<b>2,106</b>	2.60	00:01:59	37.75%	46.39%
April 1, 2009 - June 30, 2009	<b>0</b>	0.00	00:00:00	0.00%	0.00%
% Change	<b>100.00%</b>	100.00%	100.00%	100.00%	<b>100.00%</b>
5.0.375.86					
April 1, 2010 - June 30, 2010	<b>1,523</b>	2.57	00:01:52	37.62%	46.29%
April 1, 2009 - June 30, 2009	<b>0</b>	0.00	00:00:00	0.00%	0.00%
% Change	<b>100.00%</b>	100.00%	100.00%	100.00%	<b>100.00%</b>
5.0.375.38					
April 1, 2010 - June 30, 2010	<b>781</b>	2.45	00:01:26	40.20%	48.53%
April 1, 2009 - June 30, 2009	<b>0</b>	0.00	00:00:00	0.00%	0.00%
% Change	<b>100.00%</b>	100.00%	100.00%	100.00%	<b>100.00%</b>
4.1.249.1042					
April 1, 2010 - June 30, 2010	<b>608</b>	2.51	00:01:59	31.41%	43.91%
April 1, 2009 - June 30, 2009	<b>0</b>	0.00	00:00:00	0.00%	0.00%
% Change	<b>100.00%</b>	100.00%	100.00%	100.00%	<b>100.00%</b>
5.0.375.29					
April 1, 2010 - June 30, 2010	<b>505</b>	2.53	00:01:57	42.38%	48.12%
April 1, 2009 - June 30, 2009	<b>0</b>	0.00	00:00:00	0.00%	0.00%
% Change	<b>100.00%</b>	100.00%	100.00%	100.00%	<b>100.00%</b>
5.0.342.7					
April 1, 2010 - June 30, 2010	<b>385</b>	2.41	00:01:55	43.38%	47.53%
April 1, 2009 - June 30, 2009	<b>0</b>	0.00	00:00:00	0.00%	0.00%
% Change	<b>100.00%</b>	100.00%	100.00%	100.00%	<b>100.00%</b>
4.0.249.89					
April 1, 2010 - June 30, 2010	<b>311</b>	2.63	00:01:44	33.12%	44.37%
April 1, 2009 - June 30, 2009	<b>0</b>	0.00	00:00:00	0.00%	0.00%
% Change	<b>100.00%</b>	100.00%	100.00%	100.00%	<b>100.00%</b>
5.0.342.8					
April 1, 2010 - June 30, 2010	<b>269</b>	2.70	00:01:37	30.86%	47.58%
April 1, 2009 - June 30, 2009	<b>0</b>	0.00	00:00:00	0.00%	0.00%
% Change	<b>100.00%</b>	100.00%	100.00%	100.00%	<b>100.00%</b>
4.1.249.1036					
April 1, 2010 - June 30, 2010	<b>123</b>	2.82	00:02:44	40.65%	43.09%
April 1, 2009 - June 30, 2009	<b>0</b>	0.00	00:00:00	0.00%	0.00%
% Change	<b>100.00%</b>	100.00%	100.00%	100.00%	<b>100.00%</b>
5.0.307.11					

April 1, 2010 - June 30, 2010	<b>118</b>	2.45	00:01:57	50.85%	50.00%
April 1, 2009 - June 30, 2009	<b>0</b>	0.00	00:00:00	0.00%	0.00%
% Change	<b>100.00%</b>	100.00%	100.00%	100.00%	<b>100.00%</b>
6.0.408.1					
April 1, 2010 - June 30, 2010	<b>108</b>	2.55	00:02:11	43.52%	41.67%
April 1, 2009 - June 30, 2009	<b>0</b>	0.00	00:00:00	0.00%	0.00%
% Change	<b>100.00%</b>	100.00%	100.00%	100.00%	<b>100.00%</b>
3.0.195.33					
April 1, 2010 - June 30, 2010	<b>98</b>	2.33	00:01:24	29.59%	54.08%
April 1, 2009 - June 30, 2009	<b>0</b>	0.00	00:00:00	0.00%	0.00%
% Change	<b>100.00%</b>	100.00%	100.00%	100.00%	<b>100.00%</b>
3.0.195.38					
April 1, 2010 - June 30, 2010	<b>92</b>	2.52	00:02:03	35.87%	47.83%
April 1, 2009 - June 30, 2009	<b>0</b>	0.00	00:00:00	0.00%	0.00%
% Change	<b>100.00%</b>	100.00%	100.00%	100.00%	<b>100.00%</b>
4.0.249.30					
April 1, 2010 - June 30, 2010	<b>65</b>	2.35	00:00:57	43.08%	49.23%
April 1, 2009 - June 30, 2009	<b>0</b>	0.00	00:00:00	0.00%	0.00%
% Change	<b>100.00%</b>	100.00%	100.00%	100.00%	<b>100.00%</b>
6.0.427.0					
April 1, 2010 - June 30, 2010	<b>65</b>	2.60	00:01:57	47.69%	41.54%
April 1, 2009 - June 30, 2009	<b>0</b>	0.00	00:00:00	0.00%	0.00%
% Change	<b>100.00%</b>	100.00%	100.00%	100.00%	<b>100.00%</b>
5.0.375.9					
April 1, 2010 - June 30, 2010	<b>63</b>	2.81	00:01:34	31.75%	41.27%
April 1, 2009 - June 30, 2009	<b>0</b>	0.00	00:00:00	0.00%	0.00%
% Change	<b>100.00%</b>	100.00%	100.00%	100.00%	<b>100.00%</b>
4.0.249.78					
April 1, 2010 - June 30, 2010	<b>60</b>	2.55	00:02:19	36.67%	43.33%
April 1, 2009 - June 30, 2009	<b>0</b>	0.00	00:00:00	0.00%	0.00%
% Change	<b>100.00%</b>	100.00%	100.00%	100.00%	<b>100.00%</b>
5.0.366.2					
April 1, 2010 - June 30, 2010	<b>60</b>	3.03	00:02:39	41.67%	38.33%
April 1, 2009 - June 30, 2009	<b>0</b>	0.00	00:00:00	0.00%	0.00%
% Change	<b>100.00%</b>	100.00%	100.00%	100.00%	<b>100.00%</b>
6.0.437.3					

April 1, 2010 - June 30, 2010	60	2.60	00:03:01	50.00%	46.67%
April 1, 2009 - June 30, 2009	0	0.00	00:00:00	0.00%	0.00%
% Change	100.00%	100.00%	100.00%	100.00%	100.00%
5.0.396.0					
April 1, 2010 - June 30, 2010	56	3.20	00:01:14	50.00%	41.07%
April 1, 2009 - June 30, 2009	0	0.00	00:00:00	0.00%	0.00%
% Change	100.00%	100.00%	100.00%	100.00%	100.00%
6.0.401.1					
April 1, 2010 - June 30, 2010	54	2.91	00:01:53	44.44%	37.04%
April 1, 2009 - June 30, 2009	0	0.00	00:00:00	0.00%	0.00%
% Change	100.00%	100.00%	100.00%	100.00%	100.00%
5.0.375.53					
April 1, 2010 - June 30, 2010	52	2.58	00:01:04	40.38%	42.31%
April 1, 2009 - June 30, 2009	0	0.00	00:00:00	0.00%	0.00%
% Change	100.00%	100.00%	100.00%	100.00%	100.00%
5.0.375.23					
April 1, 2010 - June 30, 2010	46	2.37	00:01:22	36.96%	41.30%
April 1, 2009 - June 30, 2009	0	0.00	00:00:00	0.00%	0.00%
% Change	100.00%	100.00%	100.00%	100.00%	100.00%
3.0.195.27					
April 1, 2010 - June 30, 2010	42	2.62	00:01:41	69.05%	45.24%
April 1, 2009 - June 30, 2009	0	0.00	00:00:00	0.00%	0.00%
% Change	100.00%	100.00%	100.00%	100.00%	100.00%
4.0.249.43					
April 1, 2010 - June 30, 2010	40	2.85	00:02:43	30.00%	45.00%
April 1, 2009 - June 30, 2009	0	0.00	00:00:00	0.00%	0.00%
% Change	100.00%	100.00%	100.00%	100.00%	100.00%
4.1.249.1030					
April 1, 2010 - June 30, 2010	39	2.51	00:02:33	5.13%	48.72%
April 1, 2009 - June 30, 2009	0	0.00	00:00:00	0.00%	0.00%
% Change	100.00%	100.00%	100.00%	100.00%	100.00%
6.0.422.0					
April 1, 2010 - June 30, 2010	39	2.56	00:01:37	46.15%	48.72%
April 1, 2009 - June 30, 2009	0	0.00	00:00:00	0.00%	0.00%
% Change	100.00%	100.00%	100.00%	100.00%	100.00%
5.0.371.0					

April 1, 2010 - June 30, 2010	<b>36</b>	2.08	00:01:09	41.67%	50.00%
April 1, 2009 - June 30, 2009	<b>0</b>	0.00	00:00:00	0.00%	0.00%
% Change	<b>100.00%</b>	100.00%	100.00%	100.00%	<b>100.00%</b>
2.0.172.37					
April 1, 2010 - June 30, 2010	<b>35</b>	2.20	00:01:55	37.14%	42.86%
April 1, 2009 - June 30, 2009	<b>0</b>	0.00	00:00:00	0.00%	0.00%
% Change	<b>100.00%</b>	100.00%	100.00%	100.00%	<b>100.00%</b>
6.0.447.0					
April 1, 2010 - June 30, 2010	<b>34</b>	2.00	00:00:59	41.18%	55.88%
April 1, 2009 - June 30, 2009	<b>0</b>	0.00	00:00:00	0.00%	0.00%
% Change	<b>100.00%</b>	100.00%	100.00%	100.00%	<b>100.00%</b>
1.0.154.36					
April 1, 2010 - June 30, 2010	<b>31</b>	2.68	00:02:11	51.61%	25.81%
April 1, 2009 - June 30, 2009	<b>69</b>	2.54	00:02:20	44.93%	43.48%
% Change	<b>-55.07%</b>	5.57%	<b>-6.53%</b>	14.88%	<b>-40.65%</b>
3.0.195.21					
April 1, 2010 - June 30, 2010	<b>28</b>	2.68	00:01:00	39.29%	28.57%
April 1, 2009 - June 30, 2009	<b>0</b>	0.00	00:00:00	0.00%	0.00%
% Change	<b>100.00%</b>	100.00%	100.00%	100.00%	<b>100.00%</b>
5.0.375.17					
April 1, 2010 - June 30, 2010	<b>27</b>	1.63	00:00:12	37.04%	62.96%
April 1, 2009 - June 30, 2009	<b>0</b>	0.00	00:00:00	0.00%	0.00%
% Change	<b>100.00%</b>	100.00%	100.00%	100.00%	<b>100.00%</b>
2.0.172.39					
April 1, 2010 - June 30, 2010	<b>24</b>	4.54	00:04:39	62.50%	25.00%
April 1, 2009 - June 30, 2009	<b>0</b>	0.00	00:00:00	0.00%	0.00%
% Change	<b>100.00%</b>	100.00%	100.00%	100.00%	<b>100.00%</b>
5.0.307.7					
April 1, 2010 - June 30, 2010	<b>24</b>	2.17	00:02:39	8.33%	45.83%
April 1, 2009 - June 30, 2009	<b>0</b>	0.00	00:00:00	0.00%	0.00%
% Change	<b>100.00%</b>	100.00%	100.00%	100.00%	<b>100.00%</b>
5.0.360.4					
April 1, 2010 - June 30, 2010	<b>24</b>	2.50	00:02:28	37.50%	41.67%
April 1, 2009 - June 30, 2009	<b>0</b>	0.00	00:00:00	0.00%	0.00%
% Change	<b>100.00%</b>	100.00%	100.00%	100.00%	<b>100.00%</b>
4.0.249.49					

April 1, 2010 - June 30, 2010	22	2.23	00:01:06	22.73%	40.91%
April 1, 2009 - June 30, 2009	0	0.00	00:00:00	0.00%	0.00%
% Change	100.00%	100.00%	100.00%	100.00%	100.00%
1.0.154.53					
April 1, 2010 - June 30, 2010	20	3.25	00:01:16	45.00%	45.00%
April 1, 2009 - June 30, 2009	4,453	2.69	00:01:59	48.37%	43.21%
% Change	-99.55%	20.74%	-36.60%	-6.97%	4.15%
5.0.366.0					
April 1, 2010 - June 30, 2010	20	1.90	00:01:01	55.00%	40.00%
April 1, 2009 - June 30, 2009	0	0.00	00:00:00	0.00%	0.00%
% Change	100.00%	100.00%	100.00%	100.00%	100.00%
5.0.375.28					
April 1, 2010 - June 30, 2010	20	2.20	00:00:57	45.00%	50.00%
April 1, 2009 - June 30, 2009	0	0.00	00:00:00	0.00%	0.00%
% Change	100.00%	100.00%	100.00%	100.00%	100.00%
3.0.195.24					
April 1, 2010 - June 30, 2010	19	2.05	00:01:05	15.79%	73.68%
April 1, 2009 - June 30, 2009	0	0.00	00:00:00	0.00%	0.00%
% Change	100.00%	100.00%	100.00%	100.00%	100.00%
5.0.375.3					
April 1, 2010 - June 30, 2010	17	2.12	00:03:31	35.29%	52.94%
April 1, 2009 - June 30, 2009	0	0.00	00:00:00	0.00%	0.00%
% Change	100.00%	100.00%	100.00%	100.00%	100.00%
5.0.342.3					
April 1, 2010 - June 30, 2010	16	2.00	00:03:00	62.50%	62.50%
April 1, 2009 - June 30, 2009	0	0.00	00:00:00	0.00%	0.00%
% Change	100.00%	100.00%	100.00%	100.00%	100.00%
5.0.342.5					
April 1, 2010 - June 30, 2010	16	2.12	00:04:08	43.75%	62.50%
April 1, 2009 - June 30, 2009	0	0.00	00:00:00	0.00%	0.00%
% Change	100.00%	100.00%	100.00%	100.00%	100.00%
1.0.154.59					
April 1, 2010 - June 30, 2010	15	3.53	00:08:33	40.00%	26.67%
April 1, 2009 - June 30, 2009	2,669	2.76	00:02:05	50.28%	40.16%
% Change	-99.44%	28.17%	311.21%	-20.45%	-33.61%



## Pages on this site were viewed a total of 5,366,194 times

**5,366,194 Pageviews**

Previous: 5,032,141 (6.64%)

**4,018,993 Unique Views**

Previous: 3,858,461 (4.16%)

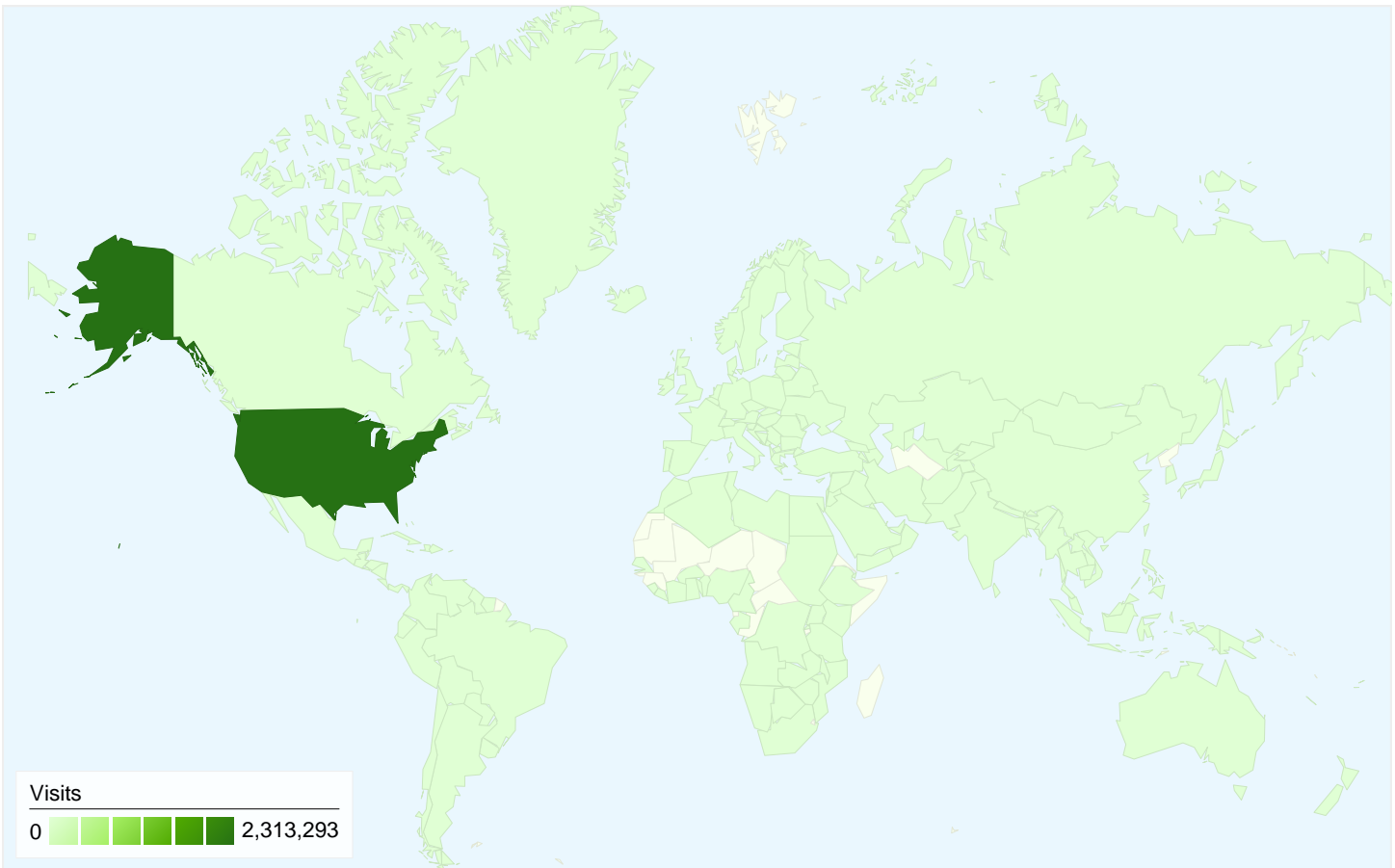
**53.11% Bounce Rate**

Previous: 54.79% (-3.07%)

## Top Content

Pages	Pageviews	% Pageviews
<b>/default.htm</b>		
Apr 1, 2010 - Jun 30, 2010	1,518,426	28.30%
Apr 1, 2009 - Jun 30, 2009	1,493,996	29.69%
% Change	1.64%	-4.69%
<b>/tax/default.htm</b>		
Apr 1, 2010 - Jun 30, 2010	1,056,508	19.69%
Apr 1, 2009 - Jun 30, 2009	998,527	19.84%
% Change	5.81%	-0.78%
<b>/libraries/default.htm</b>		
Apr 1, 2010 - Jun 30, 2010	416,420	7.76%
Apr 1, 2009 - Jun 30, 2009	360,198	7.16%
% Change	15.61%	8.41%
<b>/employment/default.htm</b>		
Apr 1, 2010 - Jun 30, 2010	121,868	2.27%
Apr 1, 2009 - Jun 30, 2009	90,469	1.80%
% Change	34.71%	26.32%
<b>/libraries/locations/default.htm</b>		

Apr 1, 2010 - Jun 30, 2010	86,704	1.62%
Apr 1, 2009 - Jun 30, 2009	84,144	1.67%
% Change	3.04%	-3.37%



**2,330,652 visits came from 185 countries/territories**

Site Usage

Visits	Pages/Visit	Avg. Time on Site	% New Visits	Bounce Rate	
<b>2,330,652</b> Previous: 2,220,227 (4.97%)	<b>2.30</b> Previous: 2.27 (1.59%)	<b>00:02:11</b> Previous: 00:01:49 (19.66%)	<b>26.00%</b> Previous: 25.79% (0.83%)	<b>53.11%</b> Previous: 54.79% (-3.07%)	
Country/Territory	Visits	Pages/Visit	Avg. Time on Site	% New Visits	Bounce Rate
<b>United States</b>					
April 1, 2010 - June 30, 2010	<b>2,313,293</b>	2.30	00:02:11	25.71%	53.06%
April 1, 2009 - June 30, 2009	<b>2,202,501</b>	2.27	00:01:49	25.50%	54.75%
% Change	<b>5.03%</b>	1.60%	19.75%	0.82%	-3.09%
<b>Canada</b>					
April 1, 2010 - June 30, 2010	<b>6,974</b>	2.15	00:01:46	52.19%	53.15%
April 1, 2009 - June 30, 2009	<b>4,163</b>	2.16	00:01:32	45.95%	53.33%
% Change	<b>67.52%</b>	-0.79%	16.27%	13.58%	-0.32%
<b>United Kingdom</b>					
April 1, 2010 - June 30, 2010	<b>1,439</b>	1.80	00:01:12	80.96%	73.11%

April 1, 2009 - June 30, 2009	2,284	2.13	00:01:28	57.62%	59.41%
% Change	-37.00%	-15.43%	-17.97%	40.51%	23.05%
India					
April 1, 2010 - June 30, 2010	1,267	2.36	00:01:51	74.82%	58.17%
April 1, 2009 - June 30, 2009	1,202	2.32	00:01:32	73.96%	56.16%
% Change	5.41%	1.47%	20.71%	1.17%	3.58%
Philippines					
April 1, 2010 - June 30, 2010	862	3.27	00:02:13	45.94%	49.19%
April 1, 2009 - June 30, 2009	842	2.99	00:03:42	59.86%	54.99%
% Change	2.38%	9.07%	-40.29%	-23.25%	-10.55%
Australia					
April 1, 2010 - June 30, 2010	474	1.66	00:00:58	86.08%	80.80%
April 1, 2009 - June 30, 2009	388	1.41	00:00:44	93.81%	82.47%
% Change	22.16%	17.56%	33.78%	-8.25%	-2.03%
China					
April 1, 2010 - June 30, 2010	412	2.01	00:01:28	67.23%	65.29%
April 1, 2009 - June 30, 2009	272	2.18	00:01:32	61.40%	48.16%
% Change	51.47%	-7.60%	-4.79%	9.51%	35.57%
Germany					
April 1, 2010 - June 30, 2010	404	2.58	00:02:11	67.33%	57.92%
April 1, 2009 - June 30, 2009	494	2.56	00:01:58	69.23%	53.85%
% Change	-18.22%	0.56%	11.12%	-2.75%	7.57%
(not set)					
April 1, 2010 - June 30, 2010	366	2.28	00:02:05	73.50%	48.91%
April 1, 2009 - June 30, 2009	665	2.72	00:02:20	32.18%	40.00%
% Change	-44.96%	-15.94%	-10.58%	128.39%	22.27%
Ireland					
April 1, 2010 - June 30, 2010	362	1.15	00:00:15	98.07%	94.20%
April 1, 2009 - June 30, 2009	470	1.15	00:00:10	97.02%	94.68%
% Change	-22.98%	-0.40%	46.37%	1.08%	-0.51%
Mexico					
April 1, 2010 - June 30, 2010	175	2.34	00:02:11	71.43%	64.57%
April 1, 2009 - June 30, 2009	162	2.62	00:01:40	75.93%	61.11%
% Change	8.02%	-10.91%	31.44%	-5.92%	5.66%
Japan					
April 1, 2010 - June 30, 2010	173	2.28	00:01:38	76.88%	56.65%

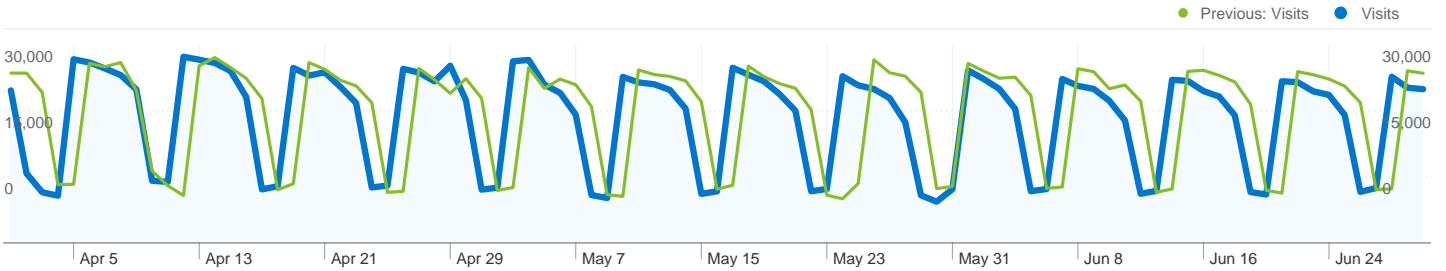
April 1, 2009 - June 30, 2009	290	2.18	00:01:41	54.48%	46.90%
% Change	-40.34%	4.34%	-2.81%	41.11%	20.79%
France					
April 1, 2010 - June 30, 2010	170	2.14	00:01:20	77.65%	59.41%
April 1, 2009 - June 30, 2009	1,189	2.59	00:01:59	35.32%	44.66%
% Change	-85.70%	-17.70%	-32.63%	119.82%	33.03%
Singapore					
April 1, 2010 - June 30, 2010	156	1.74	00:01:06	62.82%	77.56%
April 1, 2009 - June 30, 2009	124	1.90	00:01:09	81.45%	69.35%
% Change	25.81%	-8.39%	-4.01%	-22.87%	11.84%
Brazil					
April 1, 2010 - June 30, 2010	154	2.27	00:01:47	76.62%	62.34%
April 1, 2009 - June 30, 2009	126	1.55	00:01:10	88.10%	80.16%
% Change	22.22%	46.85%	52.40%	-13.02%	-22.23%
Pakistan					
April 1, 2010 - June 30, 2010	149	1.58	00:01:27	63.09%	69.13%
April 1, 2009 - June 30, 2009	104	2.13	00:01:59	88.46%	53.85%
% Change	43.27%	-25.80%	-26.98%	-28.68%	28.38%
South Korea					
April 1, 2010 - June 30, 2010	133	2.26	00:01:40	73.68%	59.40%
April 1, 2009 - June 30, 2009	133	1.90	00:01:39	72.18%	66.17%
% Change	0.00%	18.58%	1.28%	2.08%	-10.23%
Hong Kong					
April 1, 2010 - June 30, 2010	132	2.24	00:01:55	71.21%	50.76%
April 1, 2009 - June 30, 2009	99	1.63	00:01:10	79.80%	70.71%
% Change	33.33%	37.89%	64.07%	-10.76%	-28.21%
Sweden					
April 1, 2010 - June 30, 2010	130	2.18	00:01:44	66.15%	60.00%
April 1, 2009 - June 30, 2009	113	1.99	00:01:05	83.19%	71.68%
% Change	15.04%	9.72%	59.50%	-20.47%	-16.30%
Netherlands					
April 1, 2010 - June 30, 2010	128	1.77	00:01:24	76.56%	69.53%
April 1, 2009 - June 30, 2009	113	1.73	00:01:18	87.61%	69.03%
% Change	13.27%	2.77%	8.67%	-12.61%	0.73%
Italy					
April 1, 2010 - June 30, 2010	117	2.74	00:01:36	72.65%	48.72%

April 1, 2009 - June 30, 2009	<b>183</b>	1.58	00:00:50	92.90%	74.32%
% Change	<b>-36.07%</b>	73.19%	91.37%	<b>-21.79%</b>	<b>-34.45%</b>
New Zealand					
April 1, 2010 - June 30, 2010	<b>113</b>	1.75	00:00:48	91.15%	76.11%
April 1, 2009 - June 30, 2009	<b>99</b>	2.08	00:01:28	76.77%	66.67%
% Change	<b>14.14%</b>	<b>-15.79%</b>	<b>-45.66%</b>	<b>18.74%</b>	<b>14.16%</b>
Taiwan					
April 1, 2010 - June 30, 2010	<b>112</b>	2.93	00:02:39	57.14%	65.18%
April 1, 2009 - June 30, 2009	<b>91</b>	1.78	00:01:07	72.53%	63.74%
% Change	<b>23.08%</b>	<b>64.51%</b>	<b>136.73%</b>	<b>-21.21%</b>	<b>2.26%</b>
Spain					
April 1, 2010 - June 30, 2010	<b>109</b>	1.99	00:01:33	87.16%	72.48%
April 1, 2009 - June 30, 2009	<b>709</b>	2.33	00:01:40	40.06%	48.52%
% Change	<b>-84.63%</b>	<b>-14.66%</b>	<b>-7.09%</b>	<b>117.58%</b>	<b>49.38%</b>
Switzerland					
April 1, 2010 - June 30, 2010	<b>109</b>	2.24	00:01:34	44.95%	38.53%
April 1, 2009 - June 30, 2009	<b>80</b>	1.86	00:01:18	67.50%	62.50%
% Change	<b>36.25%</b>	<b>20.19%</b>	<b>20.77%</b>	<b>-33.40%</b>	<b>-38.35%</b>
Puerto Rico					
April 1, 2010 - June 30, 2010	<b>100</b>	3.27	00:03:06	57.00%	62.00%
April 1, 2009 - June 30, 2009	<b>121</b>	2.28	00:01:52	62.81%	63.64%
% Change	<b>-17.36%</b>	<b>43.36%</b>	<b>66.29%</b>	<b>-9.25%</b>	<b>-2.57%</b>
Malaysia					
April 1, 2010 - June 30, 2010	<b>99</b>	1.52	00:01:28	80.81%	79.80%
April 1, 2009 - June 30, 2009	<b>109</b>	1.75	00:01:46	94.50%	77.06%
% Change	<b>-9.17%</b>	<b>-13.53%</b>	<b>-16.74%</b>	<b>-14.48%</b>	<b>3.55%</b>
Turkey					
April 1, 2010 - June 30, 2010	<b>95</b>	1.63	00:01:15	70.53%	73.68%
April 1, 2009 - June 30, 2009	<b>195</b>	1.49	00:00:46	80.00%	80.00%
% Change	<b>-51.28%</b>	<b>9.71%</b>	<b>63.77%</b>	<b>-11.84%</b>	<b>-7.89%</b>
Poland					
April 1, 2010 - June 30, 2010	<b>83</b>	1.53	00:03:28	63.86%	75.90%
April 1, 2009 - June 30, 2009	<b>177</b>	1.23	00:00:13	97.74%	89.27%
% Change	<b>-53.11%</b>	<b>24.81%</b>	<b>1,499.82%</b>	<b>-34.67%</b>	<b>-14.97%</b>
United Arab Emirates					
April 1, 2010 - June 30, 2010	<b>80</b>	2.00	00:02:02	83.75%	63.75%

April 1, 2009 - June 30, 2009	79	1.56	00:00:48	84.81%	79.75%
% Change	1.27%	28.46%	154.54%	-1.25%	-20.06%
Egypt					
April 1, 2010 - June 30, 2010	79	1.71	00:00:54	89.87%	69.62%
April 1, 2009 - June 30, 2009	73	1.62	00:01:35	89.04%	73.97%
% Change	8.22%	5.72%	-43.07%	0.93%	-5.88%
Belgium					
April 1, 2010 - June 30, 2010	78	2.24	00:01:39	64.10%	62.82%
April 1, 2009 - June 30, 2009	90	1.49	00:01:00	87.78%	77.78%
% Change	-13.33%	50.69%	64.64%	-26.97%	-19.23%
Russia					
April 1, 2010 - June 30, 2010	73	1.36	00:00:34	91.78%	75.34%
April 1, 2009 - June 30, 2009	45	1.24	00:00:15	95.56%	84.44%
% Change	62.22%	8.98%	134.62%	-3.95%	-10.78%
Indonesia					
April 1, 2010 - June 30, 2010	73	1.42	00:01:16	93.15%	84.93%
April 1, 2009 - June 30, 2009	135	1.23	00:00:36	92.59%	91.11%
% Change	-45.93%	15.86%	110.51%	0.60%	-6.78%
Argentina					
April 1, 2010 - June 30, 2010	69	1.94	00:01:09	88.41%	68.12%
April 1, 2009 - June 30, 2009	54	1.61	00:00:49	74.07%	68.52%
% Change	27.78%	20.54%	38.68%	19.35%	-0.59%
Saudi Arabia					
April 1, 2010 - June 30, 2010	66	1.79	00:01:17	84.85%	68.18%
April 1, 2009 - June 30, 2009	82	2.33	00:03:28	76.83%	52.44%
% Change	-19.51%	-23.24%	-62.77%	10.44%	30.02%
Israel					
April 1, 2010 - June 30, 2010	64	2.22	00:01:55	76.56%	76.56%
April 1, 2009 - June 30, 2009	55	2.05	00:01:26	83.64%	67.27%
% Change	16.36%	7.99%	33.56%	-8.46%	13.81%
Ukraine					
April 1, 2010 - June 30, 2010	60	1.53	00:00:39	91.67%	73.33%
April 1, 2009 - June 30, 2009	35	1.23	00:00:19	85.71%	82.86%
% Change	71.43%	24.81%	108.93%	6.94%	-11.49%
South Africa					
April 1, 2010 - June 30, 2010	60	1.40	00:00:33	90.00%	71.67%

April 1, 2009 - June 30, 2009	<b>81</b>	1.56	00:00:46	96.30%	76.54%
% Change	<b>-25.93%</b>	-10.00%	-28.04%	-6.54%	-6.37%
Iran					
April 1, 2010 - June 30, 2010	<b>59</b>	1.31	00:00:24	93.22%	81.36%
April 1, 2009 - June 30, 2009	<b>52</b>	2.02	00:01:16	90.38%	73.08%
% Change	<b>13.46%</b>	-35.37%	-68.92%	3.14%	11.33%
Thailand					
April 1, 2010 - June 30, 2010	<b>53</b>	1.42	00:00:33	83.02%	77.36%
April 1, 2009 - June 30, 2009	<b>84</b>	2.10	00:03:19	89.29%	72.62%
% Change	<b>-36.90%</b>	-32.46%	-83.14%	-7.02%	6.53%
Iraq					
April 1, 2010 - June 30, 2010	<b>53</b>	2.34	00:01:43	73.58%	50.94%
April 1, 2009 - June 30, 2009	<b>75</b>	2.29	00:01:57	61.33%	52.00%
% Change	<b>-29.33%</b>	2.02%	-12.23%	19.98%	-2.03%
Finland					
April 1, 2010 - June 30, 2010	<b>48</b>	1.77	00:00:13	52.08%	62.50%
April 1, 2009 - June 30, 2009	<b>58</b>	2.29	00:01:25	70.69%	70.69%
% Change	<b>-17.24%</b>	-22.78%	-85.27%	-26.32%	-11.59%
Romania					
April 1, 2010 - June 30, 2010	<b>45</b>	2.09	00:02:12	82.22%	57.78%
April 1, 2009 - June 30, 2009	<b>58</b>	1.21	00:00:12	98.28%	86.21%
% Change	<b>-22.41%</b>	73.08%	1,029.92%	-16.34%	-32.98%
Denmark					
April 1, 2010 - June 30, 2010	<b>43</b>	1.60	00:02:03	58.14%	62.79%
April 1, 2009 - June 30, 2009	<b>44</b>	1.70	00:00:52	72.73%	77.27%
% Change	<b>-2.27%</b>	-5.86%	134.38%	-20.06%	-18.74%
Colombia					
April 1, 2010 - June 30, 2010	<b>41</b>	1.61	00:01:52	90.24%	75.61%
April 1, 2009 - June 30, 2009	<b>39</b>	1.97	00:01:52	97.44%	64.10%
% Change	<b>5.13%</b>	-18.47%	0.06%	-7.38%	17.95%
Peru					
April 1, 2010 - June 30, 2010	<b>41</b>	1.68	00:00:24	65.85%	58.54%
April 1, 2009 - June 30, 2009	<b>24</b>	1.67	00:01:45	87.50%	79.17%
% Change	<b>70.83%</b>	0.98%	-77.08%	-24.74%	-26.06%
Dominican Republic					
April 1, 2010 - June 30, 2010	<b>39</b>	2.64	00:01:31	58.97%	48.72%

April 1, 2009 - June 30, 2009	<b>48</b>	3.29	00:02:53	79.17%	54.17%
% Change	<b>-18.75%</b>	<b>-19.77%</b>	<b>-47.35%</b>	<b>-25.51%</b>	<b>-10.06%</b>
Norway					
April 1, 2010 - June 30, 2010	<b>39</b>	1.59	00:01:12	87.18%	79.49%
April 1, 2009 - June 30, 2009	<b>38</b>	2.00	00:00:33	92.11%	71.05%
% Change	<b>2.63%</b>	<b>-20.51%</b>	<b>120.82%</b>	<b>-5.35%</b>	<b>11.87%</b>
Jordan					
April 1, 2010 - June 30, 2010	<b>37</b>	2.46	00:03:04	48.65%	54.05%
April 1, 2009 - June 30, 2009	<b>25</b>	2.68	00:01:08	92.00%	64.00%
% Change	<b>48.00%</b>	<b>-8.23%</b>	<b>172.43%</b>	<b>-47.12%</b>	<b>-15.54%</b>
					1 - 50 of 185

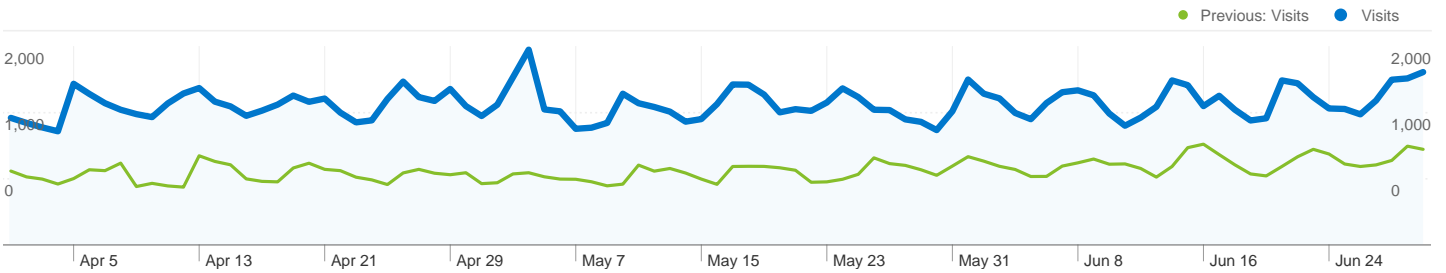


**This browser sent 1,729,485 visits via 8 browser versions**

Site Usage

Visits	Pages/Visit	Avg. Time on Site	% New Visits	Bounce Rate	
<b>1,729,485</b> Previous: 1,783,021 (-3.00%)	<b>2.24</b> Previous: 2.24 (0.07%)	<b>00:02:11</b> Previous: 00:01:44 (25.89%)	<b>22.46%</b> Previous: 21.94% (2.35%)	<b>54.52%</b> Previous: 56.18% (-2.96%)	
Browser Version	Visits	Pages/Visit	Avg. Time on Site	% New Visits	Bounce Rate
<b>8.0</b>					
April 1, 2010 - June 30, 2010	<b>865,194</b>	2.39	00:02:51	25.30%	50.72%
April 1, 2009 - June 30, 2009	<b>96,517</b>	2.86	00:02:31	38.62%	40.62%
% Change	<b>796.42%</b>	<b>-16.42%</b>	<b>13.15%</b>	<b>-34.50%</b>	<b>24.87%</b>
<b>6.0</b>					
April 1, 2010 - June 30, 2010	<b>468,883</b>	1.79	00:01:12	11.40%	69.17%
April 1, 2009 - June 30, 2009	<b>931,198</b>	1.84	00:01:21	14.25%	68.84%
% Change	<b>-49.65%</b>	<b>-2.98%</b>	<b>-10.93%</b>	<b>-19.99%</b>	<b>0.48%</b>
<b>7.0</b>					
April 1, 2010 - June 30, 2010	<b>395,264</b>	2.45	00:01:54	29.37%	45.46%
April 1, 2009 - June 30, 2009	<b>754,857</b>	2.65	00:02:07	29.30%	42.57%
% Change	<b>-47.64%</b>	<b>-7.57%</b>	<b>-9.99%</b>	<b>0.23%</b>	<b>6.80%</b>
<b>5.5</b>					
April 1, 2010 - June 30, 2010	<b>96</b>	2.81	00:02:41	22.92%	30.21%
April 1, 2009 - June 30, 2009	<b>412</b>	2.85	00:02:41	22.82%	39.56%
% Change	<b>-76.70%</b>	<b>-1.47%</b>	<b>0.13%</b>	<b>0.44%</b>	<b>-23.65%</b>
<b>5.01</b>					
April 1, 2010 - June 30, 2010	<b>23</b>	2.74	00:03:45	21.74%	39.13%
April 1, 2009 - June 30, 2009	<b>8</b>	2.50	00:02:05	87.50%	50.00%
% Change	<b>187.50%</b>	<b>9.57%</b>	<b>79.96%</b>	<b>-75.16%</b>	<b>-21.74%</b>
<b>999.1</b>					

April 1, 2010 - June 30, 2010	<b>22</b>	4.73	00:05:57	72.73%	31.82%
April 1, 2009 - June 30, 2009	<b>28</b>	4.00	00:02:36	67.86%	42.86%
% Change	<b>-21.43%</b>	18.18%	128.48%	7.18%	-25.76%
6.5					
April 1, 2010 - June 30, 2010	<b>2</b>	3.50	00:02:04	0.00%	0.00%
April 1, 2009 - June 30, 2009	<b>1</b>	2.00	00:01:01	100.00%	0.00%
% Change	<b>100.00%</b>	75.00%	102.46%	<b>-100.00%</b>	0.00%
9.0					
April 1, 2010 - June 30, 2010	<b>1</b>	1.00	00:00:00	100.00%	100.00%
April 1, 2009 - June 30, 2009	<b>0</b>	0.00	00:00:00	0.00%	0.00%
% Change	<b>100.00%</b>	100.00%	0.00%	100.00%	<b>100.00%</b>
					1 - 8 of 8



### This browser sent 129,436 visits via 90 browser versions

Site Usage

Visits	Pages/Visit	Avg. Time on Site	% New Visits	Bounce Rate	
<b>129,436</b> Previous: 68,419 (89.18%)	<b>2.26</b> Previous: 2.37 (-4.72%)	<b>00:01:49</b> Previous: 00:02:10 (-16.27%)	<b>23.56%</b> Previous: 27.65% (-14.78%)	<b>55.16%</b> Previous: 49.40% (11.68%)	
Browser Version	Visits	Pages/Visit	Avg. Time on Site	% New Visits	Bounce Rate
531.22.7					
April 1, 2010 - June 30, 2010	<b>56,564</b>	2.32	00:01:51	17.80%	54.37%
April 1, 2009 - June 30, 2009	<b>0</b>	0.00	00:00:00	0.00%	0.00%
% Change	<b>100.00%</b>	100.00%	100.00%	100.00%	<b>100.00%</b>
531.21.10					
April 1, 2010 - June 30, 2010	<b>23,762</b>	2.23	00:01:45	19.51%	57.97%
April 1, 2009 - June 30, 2009	<b>0</b>	0.00	00:00:00	0.00%	0.00%
% Change	<b>100.00%</b>	100.00%	100.00%	100.00%	<b>100.00%</b>
528.16					
April 1, 2010 - June 30, 2010	<b>16,838</b>	2.04	00:01:33	39.43%	54.23%
April 1, 2009 - June 30, 2009	<b>5,735</b>	1.95	00:01:55	20.10%	62.81%
% Change	<b>193.60%</b>	4.87%	<b>-19.49%</b>	96.15%	<b>-13.65%</b>
533.16					
April 1, 2010 - June 30, 2010	<b>10,467</b>	2.11	00:01:30	16.58%	60.26%
April 1, 2009 - June 30, 2009	<b>0</b>	0.00	00:00:00	0.00%	0.00%
% Change	<b>100.00%</b>	100.00%	100.00%	100.00%	<b>100.00%</b>
531.9					
April 1, 2010 - June 30, 2010	<b>6,389</b>	2.13	00:01:38	16.78%	59.79%
April 1, 2009 - June 30, 2009	<b>0</b>	0.00	00:00:00	0.00%	0.00%
% Change	<b>100.00%</b>	100.00%	100.00%	100.00%	<b>100.00%</b>
530.17					

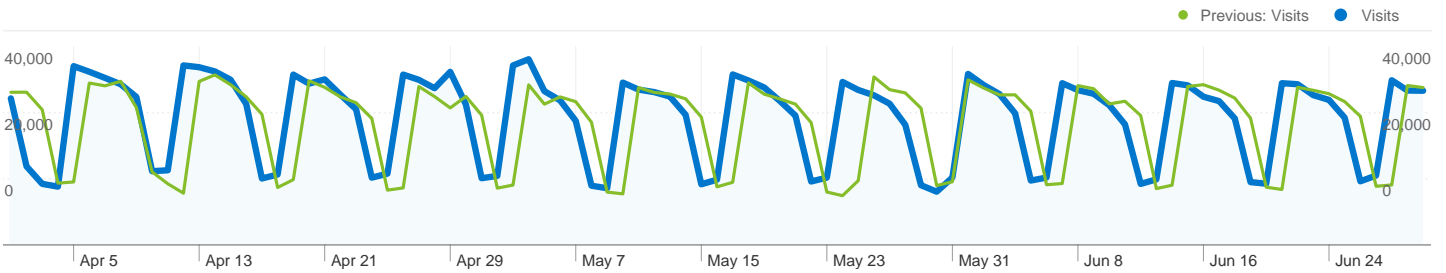
April 1, 2010 - June 30, 2010	4,370	2.38	00:02:47	54.39%	51.51%
April 1, 2009 - June 30, 2009	4,555	2.15	00:01:31	21.12%	61.21%
% Change	-4.06%	10.71%	83.46%	157.55%	-15.84%
525.20.1					
April 1, 2010 - June 30, 2010	3,356	2.59	00:02:46	48.09%	46.22%
April 1, 2009 - June 30, 2009	5,486	2.54	00:02:47	29.09%	43.91%
% Change	-38.83%	1.76%	-0.31%	65.31%	5.25%
530.19					
April 1, 2010 - June 30, 2010	2,024	2.25	00:01:39	19.66%	57.61%
April 1, 2009 - June 30, 2009	0	0.00	00:00:00	0.00%	0.00%
% Change	100.00%	100.00%	100.00%	100.00%	100.00%
532.2					
April 1, 2010 - June 30, 2010	900	2.41	00:01:26	54.56%	45.11%
April 1, 2009 - June 30, 2009	0	0.00	00:00:00	0.00%	0.00%
% Change	100.00%	100.00%	100.00%	100.00%	100.00%
525.27.1					
April 1, 2010 - June 30, 2010	898	2.85	00:02:31	22.16%	42.32%
April 1, 2009 - June 30, 2009	28,263	2.50	00:02:18	25.08%	45.52%
% Change	-96.82%	14.16%	9.36%	-11.65%	-7.04%
523.12					
April 1, 2010 - June 30, 2010	506	2.63	00:03:28	17.00%	49.80%
April 1, 2009 - June 30, 2009	785	2.48	00:02:36	26.24%	44.59%
% Change	-35.54%	5.87%	33.16%	-35.23%	11.70%
6531.22.7					
April 1, 2010 - June 30, 2010	481	2.04	00:01:00	45.74%	55.09%
April 1, 2009 - June 30, 2009	0	0.00	00:00:00	0.00%	0.00%
% Change	100.00%	100.00%	100.00%	100.00%	100.00%
525.28.3					
April 1, 2010 - June 30, 2010	474	3.19	00:02:23	22.57%	35.23%
April 1, 2009 - June 30, 2009	7,159	2.52	00:02:12	25.31%	46.17%
% Change	-93.38%	26.29%	8.61%	-10.81%	-23.68%
525.20					
April 1, 2010 - June 30, 2010	447	2.19	00:01:42	50.34%	54.14%
April 1, 2009 - June 30, 2009	7,007	2.07	00:01:28	50.18%	52.15%
% Change	-93.62%	5.66%	15.20%	0.31%	3.82%
531.9.1					

April 1, 2010 - June 30, 2010	330	2.32	00:01:38	26.97%	60.30%
April 1, 2009 - June 30, 2009	0	0.00	00:00:00	0.00%	0.00%
% Change	100.00%	100.00%	100.00%	100.00%	100.00%
525.22					
April 1, 2010 - June 30, 2010	315	2.88	00:02:51	29.21%	44.13%
April 1, 2009 - June 30, 2009	1,589	2.51	00:03:17	26.56%	48.21%
% Change	-80.18%	14.61%	-13.15%	9.97%	-8.46%
530.18					
April 1, 2010 - June 30, 2010	179	2.78	00:01:40	19.55%	48.60%
April 1, 2009 - June 30, 2009	1,975	2.08	00:01:30	18.33%	61.22%
% Change	-90.94%	33.56%	11.36%	6.68%	-20.60%
312.6					
April 1, 2010 - June 30, 2010	139	2.25	00:02:45	29.50%	53.24%
April 1, 2009 - June 30, 2009	474	2.47	00:02:04	35.65%	52.11%
% Change	-70.68%	-8.70%	33.93%	-17.27%	2.16%
523.12.2					
April 1, 2010 - June 30, 2010	126	3.05	00:03:48	22.22%	38.89%
April 1, 2009 - June 30, 2009	829	2.36	00:02:17	28.35%	51.39%
% Change	-84.80%	29.10%	66.18%	-21.61%	-24.32%
419.3					
April 1, 2010 - June 30, 2010	117	2.50	00:02:03	48.72%	56.41%
April 1, 2009 - June 30, 2009	417	2.53	00:03:01	34.53%	44.12%
% Change	-71.94%	-1.45%	-32.12%	41.08%	27.84%
523.15					
April 1, 2010 - June 30, 2010	103	3.30	00:04:28	28.16%	27.18%
April 1, 2009 - June 30, 2009	473	2.65	00:02:18	28.75%	32.56%
% Change	-78.22%	24.71%	94.27%	-2.08%	-16.50%
523.10					
April 1, 2010 - June 30, 2010	91	2.93	00:02:12	37.36%	27.47%
April 1, 2009 - June 30, 2009	222	2.64	00:02:21	34.68%	39.19%
% Change	-59.01%	10.96%	-6.71%	7.72%	-29.90%
530.19.1					
April 1, 2010 - June 30, 2010	72	2.39	00:01:59	26.39%	37.50%
April 1, 2009 - June 30, 2009	0	0.00	00:00:00	0.00%	0.00%
% Change	100.00%	100.00%	100.00%	100.00%	100.00%
528.17					

April 1, 2010 - June 30, 2010	68	1.46	00:00:52	2.94%	64.71%
April 1, 2009 - June 30, 2009	1,179	2.00	00:01:17	17.81%	62.26%
% Change	-94.23%	-27.21%	-33.03%	-83.49%	3.93%
413					
April 1, 2010 - June 30, 2010	61	2.21	00:03:19	98.36%	49.18%
April 1, 2009 - June 30, 2009	25	2.16	00:02:05	100.00%	48.00%
% Change	144.00%	2.46%	59.53%	-1.64%	2.46%
525.21					
April 1, 2010 - June 30, 2010	58	2.60	00:02:10	29.31%	46.55%
April 1, 2009 - June 30, 2009	202	2.92	00:02:06	38.61%	42.08%
% Change	-71.29%	-10.71%	2.47%	-24.09%	10.63%
525.18					
April 1, 2010 - June 30, 2010	51	2.86	00:01:55	33.33%	33.33%
April 1, 2009 - June 30, 2009	312	2.69	00:04:07	27.88%	46.15%
% Change	-83.65%	6.33%	-53.21%	19.54%	-27.78%
525.13					
April 1, 2010 - June 30, 2010	38	2.18	00:02:55	47.37%	60.53%
April 1, 2009 - June 30, 2009	132	2.32	00:01:48	40.15%	52.27%
% Change	-71.21%	-5.78%	61.22%	17.97%	15.79%
525.28.1					
April 1, 2010 - June 30, 2010	32	3.03	00:01:40	43.75%	46.88%
April 1, 2009 - June 30, 2009	894	2.53	00:01:56	38.26%	40.16%
% Change	-96.42%	19.86%	-13.32%	14.36%	16.73%
525.26					
April 1, 2010 - June 30, 2010	31	2.55	00:01:10	54.84%	22.58%
April 1, 2009 - June 30, 2009	0	0.00	00:00:00	0.00%	0.00%
% Change	100.00%	100.00%	100.00%	100.00%	100.00%
532.0					
April 1, 2010 - June 30, 2010	18	1.72	00:00:29	11.11%	66.67%
April 1, 2009 - June 30, 2009	0	0.00	00:00:00	0.00%	0.00%
% Change	100.00%	100.00%	100.00%	100.00%	100.00%
533.1					
April 1, 2010 - June 30, 2010	15	1.40	00:01:03	60.00%	73.33%
April 1, 2009 - June 30, 2009	0	0.00	00:00:00	0.00%	0.00%
% Change	100.00%	100.00%	100.00%	100.00%	100.00%
5531.22.7					

April 1, 2010 - June 30, 2010	13	1.77	00:00:59	23.08%	84.62%
April 1, 2009 - June 30, 2009	0	0.00	00:00:00	0.00%	0.00%
% Change	100.00%	100.00%	100.00%	100.00%	100.00%
125.9					
April 1, 2010 - June 30, 2010	10	4.20	00:11:13	0.00%	30.00%
April 1, 2009 - June 30, 2009	18	2.11	00:02:58	11.11%	44.44%
% Change	-44.44%	98.95%	278.26%	-100.00%	-32.50%
523.10.6					
April 1, 2010 - June 30, 2010	10	1.40	00:01:06	60.00%	60.00%
April 1, 2009 - June 30, 2009	24	2.00	00:01:20	54.17%	62.50%
% Change	-58.33%	-30.00%	-18.38%	10.77%	-4.00%
525.29					
April 1, 2010 - June 30, 2010	8	1.75	00:02:09	62.50%	75.00%
April 1, 2009 - June 30, 2009	212	2.55	00:01:56	48.58%	50.00%
% Change	-96.23%	-31.30%	10.35%	28.64%	50.00%
6531.21.10					
April 1, 2010 - June 30, 2010	8	2.00	00:03:29	0.00%	37.50%
April 1, 2009 - June 30, 2009	0	0.00	00:00:00	0.00%	0.00%
% Change	100.00%	100.00%	100.00%	0.00%	100.00%
525.26.12					
April 1, 2010 - June 30, 2010	7	2.43	00:01:08	14.29%	57.14%
April 1, 2009 - June 30, 2009	90	2.50	00:06:59	26.67%	53.33%
% Change	-92.22%	-2.86%	-83.86%	-46.43%	7.14%
417.8					
April 1, 2010 - June 30, 2010	6	4.00	00:03:13	50.00%	50.00%
April 1, 2009 - June 30, 2009	25	2.16	00:02:47	24.00%	64.00%
% Change	-76.00%	85.19%	15.62%	108.33%	-21.88%
531.2					
April 1, 2010 - June 30, 2010	6	2.00	00:00:15	100.00%	33.33%
April 1, 2009 - June 30, 2009	0	0.00	00:00:00	0.00%	0.00%
% Change	100.00%	100.00%	100.00%	100.00%	100.00%
5531.21.10					
April 1, 2010 - June 30, 2010	5	4.20	00:01:01	20.00%	60.00%
April 1, 2009 - June 30, 2009	0	0.00	00:00:00	0.00%	0.00%
% Change	100.00%	100.00%	100.00%	100.00%	100.00%
525.13.3					

April 1, 2010 - June 30, 2010	4	4.75	00:06:39	75.00%	25.00%
April 1, 2009 - June 30, 2009	2	2.50	00:06:27	0.00%	50.00%
% Change	100.00%	90.00%	3.17%	100.00%	-50.00%
6533.16					
April 1, 2010 - June 30, 2010	4	3.75	00:07:18	50.00%	0.00%
April 1, 2009 - June 30, 2009	0	0.00	00:00:00	0.00%	0.00%
% Change	100.00%	100.00%	100.00%	100.00%	0.00%
412					
April 1, 2010 - June 30, 2010	3	2.00	00:01:50	33.33%	33.33%
April 1, 2009 - June 30, 2009	12	5.42	00:05:56	41.67%	50.00%
% Change	-75.00%	-63.08%	-69.00%	-20.00%	-33.33%
417.9.2					
April 1, 2010 - June 30, 2010	3	2.67	00:01:07	66.67%	0.00%
April 1, 2009 - June 30, 2009	50	1.56	00:20:00	6.00%	70.00%
% Change	-94.00%	70.94%	-94.42%	1,011.11%	-100.00%
420					
April 1, 2010 - June 30, 2010	3	1.33	00:00:10	100.00%	66.67%
April 1, 2009 - June 30, 2009	0	0.00	00:00:00	0.00%	0.00%
% Change	100.00%	100.00%	100.00%	100.00%	100.00%
525.19					
April 1, 2010 - June 30, 2010	3	2.67	00:01:27	33.33%	33.33%
April 1, 2009 - June 30, 2009	27	3.15	00:02:31	11.11%	25.93%
% Change	-88.89%	-15.29%	-42.44%	200.00%	28.57%
530.9					
April 1, 2010 - June 30, 2010	3	4.33	00:02:06	66.67%	66.67%
April 1, 2009 - June 30, 2009	2	1.50	00:00:39	100.00%	50.00%
% Change	50.00%	188.89%	222.22%	-33.33%	33.33%
4531.22.7					
April 1, 2010 - June 30, 2010	2	1.50	00:00:13	0.00%	50.00%
April 1, 2009 - June 30, 2009	0	0.00	00:00:00	0.00%	0.00%
% Change	100.00%	100.00%	100.00%	0.00%	100.00%
522.12.1					
April 1, 2010 - June 30, 2010	2	5.50	00:02:50	50.00%	0.00%
April 1, 2009 - June 30, 2009	12	3.17	00:01:15	33.33%	8.33%
% Change	-83.33%	73.68%	125.00%	50.00%	-100.00%



## 2,330,652 visits used 141 browser and OS combinations

### Site Usage

Visits	Pages/Visit	Avg. Time on Site	% New Visits	Bounce Rate	
<b>2,330,652</b> Previous: 2,220,227 (4.97%)	<b>2.30</b> Previous: 2.27 (1.59%)	<b>00:02:11</b> Previous: 00:01:49 (19.66%)	<b>26.00%</b> Previous: 25.79% (0.83%)	<b>53.11%</b> Previous: 54.79% (-3.07%)	
Browser and OS	Visits	Pages/Visit	Avg. Time on Site	% New Visits	Bounce Rate
<b>Internet Explorer / Windows</b>					
April 1, 2010 - June 30, 2010	1,729,407	2.24	00:02:11	22.46%	54.52%
April 1, 2009 - June 30, 2009	1,782,964	2.24	00:01:44	21.94%	56.18%
% Change	-3.00%	0.07%	25.89%	2.35%	-2.96%
<b>Firefox / Windows</b>					
April 1, 2010 - June 30, 2010	338,601	2.57	00:02:20	40.71%	47.10%
April 1, 2009 - June 30, 2009	303,892	2.38	00:02:10	43.65%	49.12%
% Change	11.42%	7.95%	7.56%	-6.75%	-4.10%
<b>Safari / Macintosh</b>					
April 1, 2010 - June 30, 2010	96,117	2.29	00:01:49	17.21%	55.52%
April 1, 2009 - June 30, 2009	58,485	2.41	00:02:17	24.03%	49.14%
% Change	64.34%	-5.01%	-20.31%	-28.36%	13.00%
<b>Chrome / Windows</b>					
April 1, 2010 - June 30, 2010	70,355	2.59	00:02:05	33.98%	45.54%
April 1, 2009 - June 30, 2009	20,099	2.75	00:02:02	50.18%	43.24%
% Change	250.04%	-5.78%	2.29%	-32.27%	5.33%
<b>Firefox / Macintosh</b>					
April 1, 2010 - June 30, 2010	36,849	2.51	00:01:59	34.96%	48.02%
April 1, 2009 - June 30, 2009	29,935	2.35	00:01:59	39.05%	49.58%
% Change	23.10%	6.97%	0.35%	-10.49%	-3.15%
<b>Safari / iPhone</b>					
April 1, 2010 - June 30, 2010	14,488	2.03	00:01:31	38.44%	54.20%

April 1, 2009 - June 30, 2009	<b>6,250</b>	2.03	00:01:27	49.60%	53.14%
% Change	<b>131.81%</b>	0.27%	4.44%	<b>-22.50%</b>	<b>2.00%</b>
Safari / Android					
April 1, 2010 - June 30, 2010	<b>6,552</b>	2.41	00:02:44	54.79%	50.58%
April 1, 2009 - June 30, 2009	<b>231</b>	2.32	00:02:56	64.07%	54.55%
% Change	<b>2,736.36%</b>	3.67%	<b>-6.96%</b>	<b>-14.48%</b>	<b>-7.27%</b>
Firefox / Linux					
April 1, 2010 - June 30, 2010	<b>6,515</b>	2.43	00:02:00	41.80%	49.44%
April 1, 2009 - June 30, 2009	<b>5,912</b>	2.28	00:01:56	47.28%	50.03%
% Change	<b>10.20%</b>	6.83%	2.88%	<b>-11.59%</b>	<b>-1.19%</b>
Safari / Windows					
April 1, 2010 - June 30, 2010	<b>5,245</b>	2.19	00:01:36	24.63%	61.16%
April 1, 2009 - June 30, 2009	<b>2,019</b>	2.51	00:01:45	39.47%	45.07%
% Change	<b>159.78%</b>	<b>-12.72%</b>	<b>-8.17%</b>	<b>-37.60%</b>	<b>35.70%</b>
Opera / Windows					
April 1, 2010 - June 30, 2010	<b>3,873</b>	1.66	00:00:51	22.18%	74.88%
April 1, 2009 - June 30, 2009	<b>2,415</b>	1.87	00:02:40	38.84%	58.72%
% Change	<b>60.37%</b>	<b>-11.04%</b>	<b>-67.73%</b>	<b>-42.90%</b>	<b>27.52%</b>
Chrome / Macintosh					
April 1, 2010 - June 30, 2010	<b>3,738</b>	2.39	00:01:43	42.67%	50.11%
April 1, 2009 - June 30, 2009	<b>3</b>	4.67	00:01:01	100.00%	33.33%
% Change	<b>124,500.00%</b>	<b>-48.71%</b>	67.15%	<b>-57.33%</b>	<b>50.32%</b>
Safari / iPod					
April 1, 2010 - June 30, 2010	<b>3,266</b>	2.13	00:01:40	46.88%	54.62%
April 1, 2009 - June 30, 2009	<b>1,358</b>	2.26	00:01:30	55.38%	49.04%
% Change	<b>140.50%</b>	<b>-5.60%</b>	10.96%	<b>-15.35%</b>	<b>11.38%</b>
Safari / iPad					
April 1, 2010 - June 30, 2010	<b>2,743</b>	2.41	00:02:06	50.27%	51.91%
April 1, 2009 - June 30, 2009	<b>0</b>	0.00	00:00:00	0.00%	0.00%
% Change	<b>100.00%</b>	100.00%	100.00%	100.00%	<b>100.00%</b>
Mozilla Compatible Agent / iPhone					
April 1, 2010 - June 30, 2010	<b>1,435</b>	1.99	00:01:01	55.54%	54.49%
April 1, 2009 - June 30, 2009	<b>19</b>	1.58	00:00:22	73.68%	68.42%
% Change	<b>7,452.63%</b>	25.92%	178.84%	<b>-24.62%</b>	<b>-20.35%</b>
Mozilla / Linux					
April 1, 2010 - June 30, 2010	<b>1,092</b>	1.20	00:00:17	93.50%	92.67%

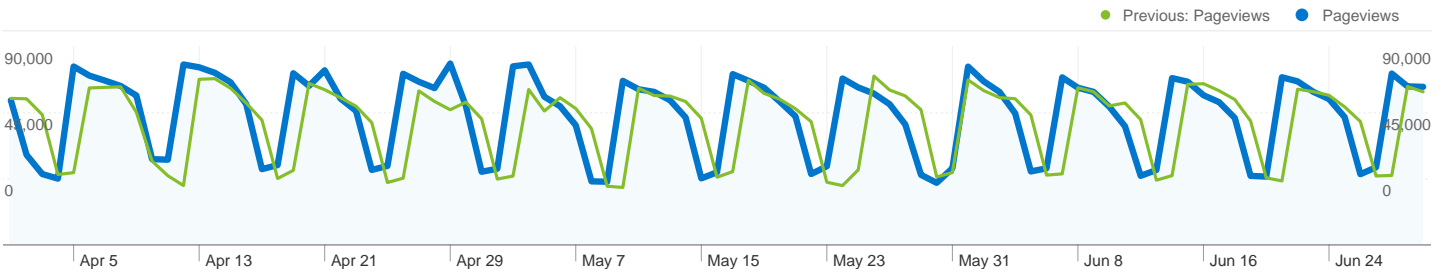
April 1, 2009 - June 30, 2009	1,263	1.17	00:00:13	94.70%	94.06%
% Change	-13.54%	2.97%	30.15%	-1.26%	-1.48%
BlackBerry9630 / BlackBerry					
April 1, 2010 - June 30, 2010	969	2.14	00:02:05	68.94%	46.85%
April 1, 2009 - June 30, 2009	0	0.00	00:00:00	0.00%	0.00%
% Change	100.00%	100.00%	100.00%	100.00%	100.00%
Safari / (not set)					
April 1, 2010 - June 30, 2010	920	2.43	00:01:28	54.67%	44.89%
April 1, 2009 - June 30, 2009	37	2.78	00:03:00	78.38%	40.54%
% Change	2,386.49%	-12.69%	-50.89%	-30.24%	10.73%
Chrome / Linux					
April 1, 2010 - June 30, 2010	904	2.64	00:01:46	47.46%	45.69%
April 1, 2009 - June 30, 2009	12	1.58	00:00:07	25.00%	58.33%
% Change	7,433.33%	67.05%	1,509.67%	89.82%	-21.68%
Mozilla / Windows					
April 1, 2010 - June 30, 2010	884	2.81	00:02:10	36.09%	45.93%
April 1, 2009 - June 30, 2009	407	2.91	00:02:22	48.89%	35.14%
% Change	117.20%	-3.49%	-8.26%	-26.20%	30.72%
BlackBerry8530 / BlackBerry					
April 1, 2010 - June 30, 2010	852	2.33	00:02:38	68.43%	43.78%
April 1, 2009 - June 30, 2009	0	0.00	00:00:00	0.00%	0.00%
% Change	100.00%	100.00%	100.00%	100.00%	100.00%
BlackBerry9530 / BlackBerry					
April 1, 2010 - June 30, 2010	714	2.27	00:02:12	63.03%	42.58%
April 1, 2009 - June 30, 2009	0	0.00	00:00:00	0.00%	0.00%
% Change	100.00%	100.00%	100.00%	100.00%	100.00%
BlackBerry9700 / BlackBerry					
April 1, 2010 - June 30, 2010	443	2.13	00:01:42	61.63%	48.76%
April 1, 2009 - June 30, 2009	0	0.00	00:00:00	0.00%	0.00%
% Change	100.00%	100.00%	100.00%	100.00%	100.00%
Mozilla Compatible Agent / iPod					
April 1, 2010 - June 30, 2010	324	2.04	00:01:01	47.53%	55.86%
April 1, 2009 - June 30, 2009	9	1.78	00:00:58	77.78%	55.56%
% Change	3,500.00%	14.58%	4.55%	-38.89%	0.56%
Mozilla Compatible Agent / (not set)					
April 1, 2010 - June 30, 2010	317	2.45	00:01:53	67.51%	53.31%

April 1, 2009 - June 30, 2009	<b>263</b>	2.67	00:02:26	65.40%	41.83%
% Change	<b>20.53%</b>	<b>-7.92%</b>	<b>-22.51%</b>	<b>3.22%</b>	<b>27.46%</b>
Camino / Macintosh					
April 1, 2010 - June 30, 2010	<b>294</b>	2.54	00:01:52	27.21%	46.60%
April 1, 2009 - June 30, 2009	<b>462</b>	2.33	00:01:47	43.72%	56.06%
% Change	<b>-36.36%</b>	<b>8.75%</b>	<b>4.88%</b>	<b>-37.77%</b>	<b>-16.88%</b>
SeaMonkey / Windows					
April 1, 2010 - June 30, 2010	<b>285</b>	2.60	00:02:03	39.65%	42.46%
April 1, 2009 - June 30, 2009	<b>368</b>	2.39	00:02:31	35.60%	43.21%
% Change	<b>-22.55%</b>	<b>8.83%</b>	<b>-18.67%</b>	<b>11.38%</b>	<b>-1.74%</b>
Opera Mini / (not set)					
April 1, 2010 - June 30, 2010	<b>265</b>	2.25	00:01:41	72.83%	51.32%
April 1, 2009 - June 30, 2009	<b>157</b>	2.15	00:01:24	55.41%	51.59%
% Change	<b>68.79%</b>	<b>4.60%</b>	<b>19.44%</b>	<b>31.43%</b>	<b>-0.53%</b>
BlackBerry9550 / BlackBerry					
April 1, 2010 - June 30, 2010	<b>250</b>	2.30	00:01:49	76.00%	48.80%
April 1, 2009 - June 30, 2009	<b>0</b>	0.00	00:00:00	0.00%	0.00%
% Change	<b>100.00%</b>	<b>100.00%</b>	<b>100.00%</b>	<b>100.00%</b>	<b>100.00%</b>
Mozilla / Danger Hiptop					
April 1, 2010 - June 30, 2010	<b>204</b>	1.00	00:00:00	100.00%	100.00%
April 1, 2009 - June 30, 2009	<b>462</b>	1.00	00:00:00	100.00%	100.00%
% Change	<b>-55.84%</b>	<b>0.00%</b>	<b>0.00%</b>	<b>0.00%</b>	<b>0.00%</b>
Blazer / PalmOS					
April 1, 2010 - June 30, 2010	<b>183</b>	1.84	00:02:05	70.49%	62.30%
April 1, 2009 - June 30, 2009	<b>282</b>	1.37	00:01:52	81.56%	73.76%
% Change	<b>-35.11%</b>	<b>34.14%</b>	<b>11.57%</b>	<b>-13.57%</b>	<b>-15.54%</b>
NetFront / (not set)					
April 1, 2010 - June 30, 2010	<b>173</b>	1.73	00:01:26	64.16%	65.32%
April 1, 2009 - June 30, 2009	<b>94</b>	2.66	00:02:45	62.77%	48.94%
% Change	<b>84.04%</b>	<b>-35.02%</b>	<b>-47.94%</b>	<b>2.22%</b>	<b>33.48%</b>
IE with Chrome Frame / Windows					
April 1, 2010 - June 30, 2010	<b>167</b>	2.25	00:02:11	29.94%	48.50%
April 1, 2009 - June 30, 2009	<b>0</b>	0.00	00:00:00	0.00%	0.00%
% Change	<b>100.00%</b>	<b>100.00%</b>	<b>100.00%</b>	<b>100.00%</b>	<b>100.00%</b>
BlackBerry9000 / BlackBerry					
April 1, 2010 - June 30, 2010	<b>152</b>	1.78	00:01:30	58.55%	59.21%

April 1, 2009 - June 30, 2009	0	0.00	00:00:00	0.00%	0.00%
% Change	100.00%	100.00%	100.00%	100.00%	100.00%
BlackBerry8520 / BlackBerry					
April 1, 2010 - June 30, 2010	145	1.90	00:03:00	72.41%	53.79%
April 1, 2009 - June 30, 2009	0	0.00	00:00:00	0.00%	0.00%
% Change	100.00%	100.00%	100.00%	100.00%	100.00%
Playstation 3 / Playstation 3					
April 1, 2010 - June 30, 2010	138	3.43	00:03:43	84.06%	35.51%
April 1, 2009 - June 30, 2009	74	3.34	00:03:41	83.78%	29.73%
% Change	86.49%	2.69%	1.04%	0.33%	19.43%
Netscape / Windows					
April 1, 2010 - June 30, 2010	123	2.50	00:01:35	65.85%	59.35%
April 1, 2009 - June 30, 2009	1,168	2.89	00:03:35	42.89%	35.45%
% Change	-89.47%	-13.70%	-55.83%	53.53%	67.44%
Opera / Macintosh					
April 1, 2010 - June 30, 2010	116	2.27	00:02:22	28.45%	60.34%
April 1, 2009 - June 30, 2009	115	2.26	00:01:36	52.17%	54.78%
% Change	0.87%	0.28%	48.89%	-45.47%	10.15%
NetFront / Samsung					
April 1, 2010 - June 30, 2010	114	2.70	00:02:24	64.04%	38.60%
April 1, 2009 - June 30, 2009	0	0.00	00:00:00	0.00%	0.00%
% Change	100.00%	100.00%	100.00%	100.00%	100.00%
BlackBerry8900 / BlackBerry					
April 1, 2010 - June 30, 2010	104	1.77	00:01:48	59.62%	50.00%
April 1, 2009 - June 30, 2009	0	0.00	00:00:00	0.00%	0.00%
% Change	100.00%	100.00%	100.00%	100.00%	100.00%
Opera / (not set)					
April 1, 2010 - June 30, 2010	93	2.16	00:01:10	73.12%	44.09%
April 1, 2009 - June 30, 2009	60	2.90	00:03:05	78.33%	41.67%
% Change	55.00%	-25.47%	-61.91%	-6.66%	5.81%
Opera Mini / iPhone					
April 1, 2010 - June 30, 2010	90	2.20	00:01:59	83.33%	36.67%
April 1, 2009 - June 30, 2009	0	0.00	00:00:00	0.00%	0.00%
% Change	100.00%	100.00%	100.00%	100.00%	100.00%
SeaMonkey / Linux					
April 1, 2010 - June 30, 2010	81	2.49	00:01:58	38.27%	39.51%

April 1, 2009 - June 30, 2009	52	2.37	00:01:34	57.69%	34.62%
% Change	55.77%	5.43%	24.98%	-33.66%	14.13%
Internet Explorer / (not set)					
April 1, 2010 - June 30, 2010	78	2.92	00:02:37	84.62%	46.15%
April 1, 2009 - June 30, 2009	57	3.26	00:02:34	77.19%	40.35%
% Change	36.84%	-10.42%	1.90%	9.62%	14.38%
BlackBerry8350i / BlackBerry					
April 1, 2010 - June 30, 2010	76	2.07	00:03:31	60.53%	40.79%
April 1, 2009 - June 30, 2009	0	0.00	00:00:00	0.00%	0.00%
% Change	100.00%	100.00%	100.00%	100.00%	100.00%
Opera / Linux					
April 1, 2010 - June 30, 2010	75	2.33	00:01:37	62.67%	50.67%
April 1, 2009 - June 30, 2009	52	2.02	00:00:41	57.69%	59.62%
% Change	44.23%	15.56%	138.36%	8.62%	-15.01%
sam-r810 NetFront / (not set)					
April 1, 2010 - June 30, 2010	71	1.34	00:01:05	39.44%	77.46%
April 1, 2009 - June 30, 2009	0	0.00	00:00:00	0.00%	0.00%
% Change	100.00%	100.00%	100.00%	100.00%	100.00%
Opera / Samsung					
April 1, 2010 - June 30, 2010	63	3.33	00:01:59	65.08%	34.92%
April 1, 2009 - June 30, 2009	0	0.00	00:00:00	0.00%	0.00%
% Change	100.00%	100.00%	100.00%	100.00%	100.00%
Safari / SymbianOS					
April 1, 2010 - June 30, 2010	62	2.19	00:03:16	98.39%	50.00%
April 1, 2009 - June 30, 2009	25	2.16	00:02:05	100.00%	48.00%
% Change	148.00%	1.55%	56.96%	-1.61%	4.17%
Firefox / SunOS					
April 1, 2010 - June 30, 2010	61	2.69	00:02:44	78.69%	34.43%
April 1, 2009 - June 30, 2009	62	2.32	00:01:25	95.16%	43.55%
% Change	-1.61%	15.76%	92.14%	-17.31%	-20.95%
Mozilla Compatible Agent / iPad					
April 1, 2010 - June 30, 2010	49	3.14	00:02:34	67.35%	36.73%
April 1, 2009 - June 30, 2009	0	0.00	00:00:00	0.00%	0.00%
% Change	100.00%	100.00%	100.00%	100.00%	100.00%

1 - 50 of 141



**10,943 pages were viewed a total of 5,366,194 times**

**Content Performance**

<b>Pageviews</b> <b>5,366,194</b> Previous: 5,032,141 (6.64%)	<b>Unique Pageviews</b> <b>4,018,993</b> Previous: 3,858,461 (4.16%)	<b>Avg. Time on Page</b> <b>00:01:40</b> Previous: 00:01:26 (16.36%)	<b>Bounce Rate</b> <b>53.11%</b> Previous: 54.79% (-3.07%)	<b>% Exit</b> <b>43.43%</b> Previous: 44.12% (-1.56%)	<b>\$ Index</b> <b>\$0.00</b> Previous: \$0.00 (0.00%)
--	---	---	---	--	---

Page	Pageviews	Unique Pageviews	Avg. Time on Page	Bounce Rate	% Exit	\$ Index
<b>/default.htm</b>						
April 1, 2010 - June 30, 2010	<b>1,518,426</b>	1,184,996	00:01:45	46.00%	42.59%	\$0.00
April 1, 2009 - June 30, 2009	<b>1,493,996</b>	1,227,326	00:01:09	51.31%	47.46%	\$0.00
% Change	<b>1.64%</b>	<b>-3.45%</b>	<b>52.01%</b>	<b>-10.34%</b>	<b>-10.27%</b>	0.00%
<b>/tax/default.htm</b>						
April 1, 2010 - June 30, 2010	<b>1,056,508</b>	765,222	00:03:40	72.76%	67.14%	\$0.00
April 1, 2009 - June 30, 2009	<b>998,527</b>	725,287	00:03:35	72.20%	66.83%	\$0.00
% Change	<b>5.81%</b>	<b>5.51%</b>	<b>2.42%</b>	<b>0.78%</b>	<b>0.45%</b>	0.00%
<b>/libraries/default.htm</b>						
April 1, 2010 - June 30, 2010	<b>416,420</b>	332,578	00:02:05	66.39%	61.15%	\$0.00
April 1, 2009 - June 30, 2009	<b>360,198</b>	295,541	00:02:02	66.76%	62.68%	\$0.00
% Change	<b>15.61%</b>	<b>12.53%</b>	<b>2.07%</b>	<b>-0.56%</b>	<b>-2.43%</b>	0.00%
<b>/employment/default.htm</b>						
April 1, 2010 - June 30, 2010	<b>121,868</b>	84,371	00:01:26	59.15%	47.05%	\$0.00
April 1, 2009 - June 30, 2009	<b>90,469</b>	60,661	00:01:03	55.33%	42.55%	\$0.00
% Change	<b>34.71%</b>	<b>39.09%</b>	<b>36.36%</b>	<b>6.89%</b>	<b>10.60%</b>	0.00%
<b>/libraries/locations/default.htm</b>						
April 1, 2010 - June 30, 2010	<b>86,704</b>	62,426	00:00:34	53.59%	28.27%	\$0.00
April 1, 2009 - June 30, 2009	<b>84,144</b>	59,647	00:00:37	54.84%	30.89%	\$0.00
% Change	<b>3.04%</b>	<b>4.66%</b>	<b>-6.54%</b>	<b>-2.27%</b>	<b>-8.47%</b>	0.00%
<b>/pets/default.htm</b>						
April 1, 2010 - June 30, 2010	<b>62,974</b>	42,978	00:01:31	36.37%	34.24%	\$0.00

April 1, 2009 - June 30, 2009	<b>41,089</b>	30,804	00:00:28	8.47%	11.94%	\$0.00
% Change	<b>53.26%</b>	39.52%	225.85%	<b>329.50%</b>	<b>186.91%</b>	0.00%
/tax/realestate/default.htm						
April 1, 2010 - June 30, 2010	<b>62,045</b>	45,409	00:01:07	41.29%	37.99%	\$0.00
April 1, 2009 - June 30, 2009	<b>28,026</b>	20,771	00:01:07	35.32%	34.03%	\$0.00
% Change	<b>121.38%</b>	118.62%	-0.92%	<b>16.89%</b>	<b>11.62%</b>	0.00%
/departments/default.htm						
April 1, 2010 - June 30, 2010	<b>56,493</b>	41,741	00:00:27	15.06%	9.58%	\$0.00
April 1, 2009 - June 30, 2009	<b>54,625</b>	39,608	00:00:29	14.62%	10.26%	\$0.00
% Change	<b>3.42%</b>	5.39%	-4.80%	<b>2.97%</b>	<b>-6.62%</b>	0.00%
/humanservices/default.htm						
April 1, 2010 - June 30, 2010	<b>50,450</b>	32,413	00:00:56	19.36%	16.33%	\$0.00
April 1, 2009 - June 30, 2009	<b>44,229</b>	29,716	00:00:54	18.54%	16.18%	\$0.00
% Change	<b>14.07%</b>	9.08%	4.31%	<b>4.44%</b>	<b>0.91%</b>	0.00%
/locations/default.htm						
April 1, 2010 - June 30, 2010	<b>38,216</b>	26,508	00:00:26	7.20%	7.44%	\$0.00
April 1, 2009 - June 30, 2009	<b>30,565</b>	21,787	00:00:27	18.54%	7.24%	\$0.00
% Change	<b>25.03%</b>	21.67%	-5.00%	<b>-61.16%</b>	<b>2.77%</b>	0.00%
/tax/realestate/foreclosures.htm						
April 1, 2010 - June 30, 2010	<b>35,449</b>	13,984	00:01:17	47.12%	20.12%	\$0.00
April 1, 2009 - June 30, 2009	<b>33,314</b>	19,685	00:01:53	57.18%	32.87%	\$0.00
% Change	<b>6.41%</b>	<b>-28.96%</b>	<b>-32.14%</b>	<b>-17.60%</b>	<b>-38.80%</b>	0.00%
/elections/default.htm						
April 1, 2010 - June 30, 2010	<b>32,241</b>	25,527	00:02:18	51.53%	48.70%	\$0.00
April 1, 2009 - June 30, 2009	<b>11,200</b>	8,827	00:01:36	56.18%	47.45%	\$0.00
% Change	<b>187.87%</b>	189.19%	43.94%	<b>-8.28%</b>	<b>2.65%</b>	0.00%
/pets/adoptions/default.htm						
April 1, 2010 - June 30, 2010	<b>31,912</b>	18,367	00:02:14	54.46%	42.74%	\$0.00
April 1, 2009 - June 30, 2009	<b>6,885</b>	4,618	00:00:37	23.86%	16.82%	\$0.00
% Change	<b>363.50%</b>	297.73%	258.53%	<b>128.23%</b>	<b>154.11%</b>	0.00%
/deeds/default.htm						
April 1, 2010 - June 30, 2010	<b>30,574</b>	27,018	00:02:41	55.10%	48.36%	\$0.00
April 1, 2009 - June 30, 2009	<b>34,208</b>	30,528	00:02:35	59.10%	50.38%	\$0.00
% Change	<b>-10.62%</b>	<b>-11.50%</b>	4.04%	<b>-6.76%</b>	<b>-4.01%</b>	0.00%
/pets/adoptions/dogs/default.htm						
April 1, 2010 - June 30, 2010	<b>29,153</b>	6,681	00:01:02	21.23%	17.45%	\$0.00

April 1, 2009 - June 30, 2009	<b>66,307</b>	29,732	00:01:16	46.41%	31.53%	\$0.00
% Change	<b>-56.03%</b>	<b>-77.53%</b>	<b>-18.72%</b>	<b>-54.25%</b>	<b>-44.66%</b>	0.00%
/sheriff/default.htm						
April 1, 2010 - June 30, 2010	<b>25,824</b>	15,636	00:00:48	33.18%	24.25%	\$0.00
April 1, 2009 - June 30, 2009	<b>21,752</b>	12,653	00:00:40	19.48%	17.58%	\$0.00
% Change	<b>18.72%</b>	<b>23.58%</b>	<b>20.60%</b>	<b>70.34%</b>	<b>37.99%</b>	0.00%
/gis/default.htm						
April 1, 2010 - June 30, 2010	<b>24,255</b>	18,558	00:01:33	49.56%	40.84%	\$0.00
April 1, 2009 - June 30, 2009	<b>22,922</b>	16,844	00:01:25	44.37%	36.45%	\$0.00
% Change	<b>5.82%</b>	<b>10.18%</b>	<b>9.60%</b>	<b>11.71%</b>	<b>12.05%</b>	0.00%
/contact/default.htm						
April 1, 2010 - June 30, 2010	<b>22,835</b>	17,066	00:01:05	45.42%	28.22%	\$0.00
April 1, 2009 - June 30, 2009	<b>23,134</b>	17,424	00:01:04	44.78%	29.11%	\$0.00
% Change	<b>-1.29%</b>	<b>-2.05%</b>	<b>0.66%</b>	<b>1.44%</b>	<b>-3.05%</b>	0.00%
/libraries/kids/default.htm						
April 1, 2010 - June 30, 2010	<b>22,327</b>	16,061	00:00:35	41.63%	26.70%	\$0.00
April 1, 2009 - June 30, 2009	<b>20,493</b>	15,844	00:00:26	30.29%	19.46%	\$0.00
% Change	<b>8.95%</b>	<b>1.37%</b>	<b>34.45%</b>	<b>37.41%</b>	<b>37.20%</b>	0.00%
/departments/services/default.htm						
April 1, 2010 - June 30, 2010	<b>21,917</b>	18,734	00:02:19	60.12%	46.79%	\$0.00
April 1, 2009 - June 30, 2009	<b>21,060</b>	17,541	00:02:07	52.82%	44.95%	\$0.00
% Change	<b>4.07%</b>	<b>6.80%</b>	<b>9.33%</b>	<b>13.81%</b>	<b>4.10%</b>	0.00%
/libraries/research/default.htm						
April 1, 2010 - June 30, 2010	<b>21,236</b>	16,630	00:02:44	67.41%	58.33%	\$0.00
April 1, 2009 - June 30, 2009	<b>20,805</b>	15,997	00:01:39	54.03%	39.42%	\$0.00
% Change	<b>2.07%</b>	<b>3.96%</b>	<b>66.31%</b>	<b>24.76%</b>	<b>47.99%</b>	0.00%
/recycling/default.htm						
April 1, 2010 - June 30, 2010	<b>21,098</b>	12,646	00:00:22	9.01%	6.35%	\$0.00
April 1, 2009 - June 30, 2009	<b>19,126</b>	12,621	00:00:21	6.95%	5.71%	\$0.00
% Change	<b>10.31%</b>	<b>0.20%</b>	<b>6.48%</b>	<b>29.71%</b>	<b>11.16%</b>	0.00%
/tax/billing/default.htm						
April 1, 2010 - June 30, 2010	<b>17,227</b>	11,678	00:01:40	41.43%	35.47%	\$0.00
April 1, 2009 - June 30, 2009	<b>15,250</b>	10,871	00:01:43	46.82%	36.78%	\$0.00
% Change	<b>12.96%</b>	<b>7.42%</b>	<b>-2.41%</b>	<b>-11.51%</b>	<b>-3.55%</b>	0.00%
/parks/default.htm						
April 1, 2010 - June 30, 2010	<b>17,161</b>	10,575	00:00:40	24.04%	17.53%	\$0.00

April 1, 2009 - June 30, 2009	<b>14,248</b>	9,389	00:00:42	21.28%	17.73%	\$0.00
% Change	<b>20.44%</b>	12.63%	-6.39%	12.95%	-1.10%	0.00%
/recycling/trashtakers/default.htm						
April 1, 2010 - June 30, 2010	<b>16,711</b>	4,522	00:00:54	21.93%	15.86%	\$0.00
April 1, 2009 - June 30, 2009	<b>21,385</b>	6,126	00:00:48	22.36%	16.05%	\$0.00
% Change	<b>-21.86%</b>	-26.18%	11.67%	-1.94%	-1.18%	0.00%
/tax/vehicles/default.htm						
April 1, 2010 - June 30, 2010	<b>15,737</b>	10,177	00:00:58	16.71%	15.48%	\$0.00
April 1, 2009 - June 30, 2009	<b>13,357</b>	9,180	00:01:12	25.58%	23.42%	\$0.00
% Change	<b>17.82%</b>	10.86%	-18.79%	-34.69%	-33.90%	0.00%
/parks/lakecrabtree/default.htm						
April 1, 2010 - June 30, 2010	<b>15,436</b>	10,115	00:01:02	34.73%	28.63%	\$0.00
April 1, 2009 - June 30, 2009	<b>14,597</b>	9,562	00:00:48	31.12%	28.42%	\$0.00
% Change	<b>5.75%</b>	5.78%	28.79%	11.61%	0.74%	0.00%
/departments/wakecountycourthouse.htm						
April 1, 2010 - June 30, 2010	<b>15,114</b>	13,021	00:02:00	64.15%	62.23%	\$0.00
April 1, 2009 - June 30, 2009	<b>14,236</b>	11,957	00:01:52	58.46%	56.34%	\$0.00
% Change	<b>6.17%</b>	8.90%	7.67%	9.74%	10.45%	0.00%
/libraries/locations/westregional/default.htm						
April 1, 2010 - June 30, 2010	<b>14,996</b>	12,366	00:01:12	54.57%	45.21%	\$0.00
April 1, 2009 - June 30, 2009	<b>10,758</b>	9,360	00:01:19	58.10%	46.16%	\$0.00
% Change	<b>39.39%</b>	32.12%	-8.78%	-6.08%	-2.07%	0.00%
/tax/personalproperty/default.htm						
April 1, 2010 - June 30, 2010	<b>14,705</b>	10,354	00:00:28	10.04%	7.07%	\$0.00
April 1, 2009 - June 30, 2009	<b>20,412</b>	14,606	00:00:30	5.82%	8.01%	\$0.00
% Change	<b>-27.96%</b>	-29.11%	-7.41%	72.57%	-11.74%	0.00%
/libraries/locations/northregional/default.htm						
April 1, 2010 - June 30, 2010	<b>13,878</b>	11,720	00:01:09	52.43%	41.58%	\$0.00
April 1, 2009 - June 30, 2009	<b>12,401</b>	10,744	00:01:17	54.45%	44.26%	\$0.00
% Change	<b>11.91%</b>	9.08%	-11.23%	-3.73%	-6.05%	0.00%
/recycling/business/multimaterialdropoff.htm						
April 1, 2010 - June 30, 2010	<b>13,153</b>	7,897	00:00:50	30.80%	23.40%	\$0.00
April 1, 2009 - June 30, 2009	<b>12,602</b>	6,747	00:00:36	17.01%	14.52%	\$0.00
% Change	<b>4.37%</b>	17.04%	39.41%	81.12%	61.15%	0.00%

/sheriff						
April 1, 2010 - June 30, 2010	<b>13,037</b>	8,602	00:00:53	24.02%	27.37%	\$0.00
April 1, 2009 - June 30, 2009	<b>17,433</b>	11,405	00:00:45	17.10%	21.81%	\$0.00
% Change	<b>-25.22%</b>	<b>-24.58%</b>	18.08%	<b>40.44%</b>	<b>25.46%</b>	0.00%
/libraries/locations/cameronvillage/default.htm						
April 1, 2010 - June 30, 2010	<b>12,747</b>	10,718	00:01:14	58.52%	48.58%	\$0.00
April 1, 2009 - June 30, 2009	<b>10,110</b>	8,753	00:01:20	58.39%	48.66%	\$0.00
% Change	<b>26.08%</b>	22.45%	<b>-7.07%</b>	<b>0.23%</b>	<b>-0.18%</b>	0.00%
/libraries/locations/evaperry/default.htm						
April 1, 2010 - June 30, 2010	<b>12,238</b>	10,532	00:01:08	60.37%	45.91%	\$0.00
April 1, 2009 - June 30, 2009	<b>10,774</b>	9,405	00:01:14	59.90%	46.85%	\$0.00
% Change	<b>13.59%</b>	11.98%	<b>-8.63%</b>	<b>0.78%</b>	<b>-2.00%</b>	0.00%
/libraries/reading/default.htm						
April 1, 2010 - June 30, 2010	<b>11,757</b>	8,711	00:00:58	34.77%	18.13%	\$0.00
April 1, 2009 - June 30, 2009	<b>9,672</b>	7,334	00:00:58	47.28%	21.82%	\$0.00
% Change	<b>21.56%</b>	18.78%	<b>-0.64%</b>	<b>-26.45%</b>	<b>-16.92%</b>	0.00%
/parks/harrislake/default.htm						
April 1, 2010 - June 30, 2010	<b>11,574</b>	6,790	00:01:03	31.37%	29.86%	\$0.00
April 1, 2009 - June 30, 2009	<b>9,910</b>	6,231	00:00:59	37.51%	32.22%	\$0.00
% Change	<b>16.79%</b>	8.97%	7.31%	<b>-16.35%</b>	<b>-7.32%</b>	0.00%
/recycling/residents/conveniencectr.htm						
April 1, 2010 - June 30, 2010	<b>11,387</b>	9,512	00:01:55	57.11%	49.38%	\$0.00
April 1, 2009 - June 30, 2009	<b>8,290</b>	6,611	00:01:27	44.23%	40.36%	\$0.00
% Change	<b>37.36%</b>	43.88%	32.62%	<b>29.10%</b>	<b>22.35%</b>	0.00%
/humanservices/economic/employment/default.htm						
April 1, 2010 - June 30, 2010	<b>11,069</b>	8,887	00:03:45	46.18%	59.12%	\$0.00
April 1, 2009 - June 30, 2009	<b>9,832</b>	7,307	00:03:28	53.60%	53.77%	\$0.00
% Change	<b>12.58%</b>	21.62%	8.26%	<b>-13.85%</b>	<b>9.94%</b>	0.00%
/recycling/residents/wheretorecycle.htm						
April 1, 2010 - June 30, 2010	<b>10,994</b>	7,252	00:00:38	19.58%	10.95%	\$0.00
April 1, 2009 - June 30, 2009	<b>9,930</b>	6,961	00:00:37	23.25%	8.73%	\$0.00
% Change	<b>10.72%</b>	4.18%	2.69%	<b>-15.79%</b>	<b>25.43%</b>	0.00%
/inspect/default.htm						
April 1, 2010 - June 30, 2010	<b>10,823</b>	8,297	00:01:37	51.09%	34.86%	\$0.00

April 1, 2009 - June 30, 2009	<b>9,918</b>	7,712	00:01:29	49.54%	32.93%	\$0.00
% Change	<b>9.12%</b>	7.59%	8.93%	<b>3.14%</b>	<b>5.86%</b>	0.00%
/pets/shelter/default.htm						
April 1, 2010 - June 30, 2010	<b>10,685</b>	8,255	00:00:19	6.02%	9.30%	\$0.00
April 1, 2009 - June 30, 2009	<b>12,146</b>	10,082	00:00:38	8.51%	15.93%	\$0.00
% Change	<b>-12.03%</b>	<b>-18.12%</b>	<b>-51.35%</b>	<b>-29.25%</b>	<b>-41.61%</b>	0.00%
/firingrange/default.htm						
April 1, 2010 - June 30, 2010	<b>10,617</b>	6,980	00:00:30	13.53%	14.50%	\$0.00
April 1, 2009 - June 30, 2009	<b>9,277</b>	6,134	00:00:31	10.40%	12.95%	\$0.00
% Change	<b>14.44%</b>	<b>13.79%</b>	<b>-5.65%</b>	<b>30.07%</b>	<b>11.97%</b>	0.00%
/ems/default.htm						
April 1, 2010 - June 30, 2010	<b>10,419</b>	4,697	00:00:27	19.72%	12.55%	\$0.00
April 1, 2009 - June 30, 2009	<b>8,814</b>	3,980	00:00:24	12.73%	10.90%	\$0.00
% Change	<b>18.21%</b>	<b>18.02%</b>	<b>12.14%</b>	<b>54.91%</b>	<b>15.14%</b>	0.00%
/libraries/kids/events/default.htm						
April 1, 2010 - June 30, 2010	<b>9,887</b>	6,487	00:00:19	21.85%	5.68%	\$0.00
April 1, 2009 - June 30, 2009	<b>3,757</b>	2,449	00:00:23	16.47%	4.82%	\$0.00
% Change	<b>163.16%</b>	<b>164.88%</b>	<b>-16.42%</b>	<b>32.65%</b>	<b>17.99%</b>	0.00%
/employment/countyjobs/default.htm						
April 1, 2010 - June 30, 2010	<b>9,814</b>	6,326	00:00:29	19.89%	16.67%	\$0.00
April 1, 2009 - June 30, 2009	<b>5,996</b>	3,883	00:01:01	52.23%	42.43%	\$0.00
% Change	<b>63.68%</b>	<b>62.92%</b>	<b>-52.85%</b>	<b>-61.92%</b>	<b>-60.71%</b>	0.00%
/court/default.htm						
April 1, 2010 - June 30, 2010	<b>9,527</b>	8,420	00:03:22	67.67%	62.82%	\$0.00
April 1, 2009 - June 30, 2009	<b>8,275</b>	7,176	00:03:28	68.86%	59.61%	\$0.00
% Change	<b>15.13%</b>	<b>17.34%</b>	<b>-3.21%</b>	<b>-1.73%</b>	<b>5.38%</b>	0.00%
/locations/libraries/default.htm						
April 1, 2010 - June 30, 2010	<b>8,866</b>	5,418	00:00:20	16.37%	4.32%	\$0.00
April 1, 2009 - June 30, 2009	<b>8,086</b>	5,348	00:00:18	9.24%	3.76%	\$0.00
% Change	<b>9.65%</b>	<b>1.31%</b>	<b>12.91%</b>	<b>77.27%</b>	<b>14.90%</b>	0.00%
/libraries/events/default.htm						
April 1, 2010 - June 30, 2010	<b>8,824</b>	5,831	00:00:20	11.00%	5.36%	\$0.00
April 1, 2009 - June 30, 2009	<b>8,011</b>	5,783	00:00:23	13.60%	5.73%	\$0.00
% Change	<b>10.15%</b>	<b>0.83%</b>	<b>-13.75%</b>	<b>-19.08%</b>	<b>-6.44%</b>	0.00%
/employment/howtoapply.htm						
April 1, 2010 - June 30, 2010	<b>8,758</b>	6,436	00:01:34	57.90%	38.03%	\$0.00

April 1, 2009 - June 30, 2009	<b>3,408</b>	2,422	00:01:53	46.94%	40.38%	\$0.00
% Change	<b>156.98%</b>	165.73%	<b>-16.41%</b>	<b>23.34%</b>	<b>-5.80%</b>	0.00%
1 - 50 of 10,943						