

Site Usage

2,236,016 Visits

Previous: 2,258,117 (-0.98%)

51.82% Bounce Rate

Previous: 54.66% (-5.19%)

5,095,169 Pageviews

Previous: 5,192,266 (-1.87%)

00:02:26 Avg. Time on Site

Previous: 00:01:52 (29.97%)

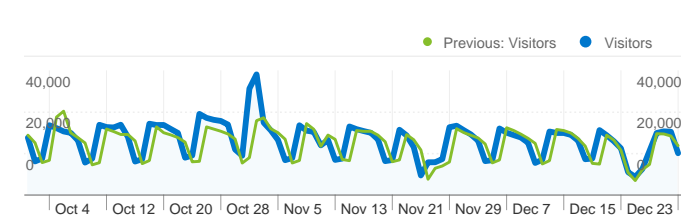
2.28 Pages/Visit

Previous: 2.30 (-0.90%)

28.36% % New Visits

Previous: 25.10% (12.98%)

Visitors Overview

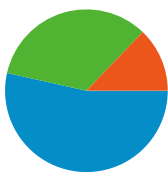


Visitors
820,548

Content Overview

Pages	Pageviews	% Pageviews
/default.htm		
Oct 1, 2010 - Dec 31, 2010	1,372,669	26.94%
Oct 1, 2009 - Dec 31, 2009	1,452,138	27.97%
% Change	-5.47%	-3.67%
/tax/default.htm		
Oct 1, 2010 - Dec 31, 2010	939,550	18.44%
Oct 1, 2009 - Dec 31, 2009	940,834	18.12%
% Change	-0.14%	1.77%
/libraries/default.htm		
Oct 1, 2010 - Dec 31, 2010	418,975	8.22%
Oct 1, 2009 - Dec 31, 2009	377,808	7.28%
% Change	10.90%	13.01%
/employment/default.htm		
Oct 1, 2010 - Dec 31, 2010	125,796	2.47%
Oct 1, 2009 - Dec 31, 2009	104,668	2.02%
% Change	20.19%	22.48%
/elections/default.htm		

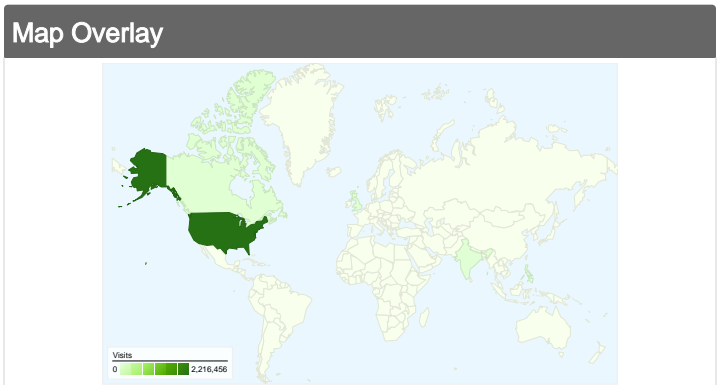
Traffic Sources Overview



- **Search Engines**
1,196,471.00 (53.51%)
- **Direct Traffic**
752,837.00 (33.67%)
- **Referring Sites**
286,683.00 (12.82%)
- **Other**
25 (> 0.00%)

Browsers		
Browser	Visits	% visits
Internet Explorer		
Oct 1, 2010 - Dec 31, 2010	1,561,353	69.83%
Oct 1, 2009 - Dec 31, 2009	1,740,431	77.07%
% Change	-10.29%	-9.40%
Firefox		
Oct 1, 2010 - Dec 31, 2010	373,038	16.68%
Oct 1, 2009 - Dec 31, 2009	361,326	16.00%
% Change	3.24%	4.26%
Safari		
Oct 1, 2010 - Dec 31, 2010	179,728	8.04%
Oct 1, 2009 - Dec 31, 2009	106,832	4.73%
% Change	68.23%	69.90%
Chrome		
Oct 1, 2010 - Dec 31, 2010	105,468	4.72%
Oct 1, 2009 - Dec 31, 2009	38,781	1.72%
% Change	171.96%	174.65%
Opera		
Oct 1, 2010 - Dec 31, 2010	3,948	0.18%
Oct 1, 2009 - Dec 31, 2009	3,958	0.18%
% Change	-0.25%	0.73%

Oct 1, 2010 - Dec 31, 2010	98,733	1.94%
Oct 1, 2009 - Dec 31, 2009	44,129	0.85%
% Change	123.74%	128.00%



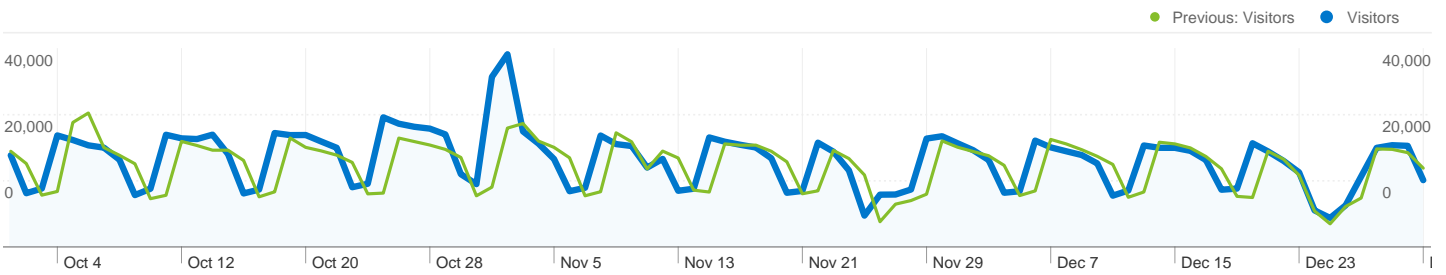
Browser: Internet Explorer		
Browser Version	Visits	% visits
8.0		
Oct 1, 2010 - Dec 31, 2010	1,130,681	72.42%
Oct 1, 2009 - Dec 31, 2009	404,375	23.23%
% Change	179.61%	211.68%
7.0		
Oct 1, 2010 - Dec 31, 2010	318,680	20.41%
Oct 1, 2009 - Dec 31, 2009	518,526	29.79%
% Change	-38.54%	-31.49%
6.0		
Oct 1, 2010 - Dec 31, 2010	108,432	6.94%
Oct 1, 2009 - Dec 31, 2009	817,209	46.95%
% Change	-86.73%	-85.21%
9.0		
Oct 1, 2010 - Dec 31, 2010	3,431	0.22%
Oct 1, 2009 - Dec 31, 2009	0	0.00%
% Change	100.00%	100.00%
5.5		
Oct 1, 2010 - Dec 31, 2010	65	> 0.00%
Oct 1, 2009 - Dec 31, 2009	271	0.02%
% Change	-76.01%	-73.26%

Browser: Firefox		
Browser Version	Visits	% visits
3.6.12		
Oct 1, 2010 - Dec 31, 2010	126,885	34.01%
Oct 1, 2009 - Dec 31, 2009	0	0.00%
% Change	100.00%	100.00%
3.6.10		
Oct 1, 2010 - Dec 31, 2010	64,173	17.20%
Oct 1, 2009 - Dec 31, 2009	0	0.00%
% Change	100.00%	100.00%
3.6.13		
Oct 1, 2010 - Dec 31, 2010	47,672	12.78%
Oct 1, 2009 - Dec 31, 2009	0	0.00%
% Change	100.00%	100.00%
3.6.11		
Oct 1, 2010 - Dec 31, 2010	25,482	6.83%
Oct 1, 2009 - Dec 31, 2009	0	0.00%
% Change	100.00%	100.00%
3.0.19		
Oct 1, 2010 - Dec 31, 2010	13,810	3.70%
Oct 1, 2009 - Dec 31, 2009	0	0.00%
% Change	100.00%	100.00%

Browser: Safari		
Browser Version	Visits	% visits
533.18.5		
Oct 1, 2010 - Dec 31, 2010	63,187	35.16%
Oct 1, 2009 - Dec 31, 2009	0	0.00%
% Change	100.00%	100.00%
533.19.4		
Oct 1, 2010 - Dec 31, 2010	26,089	14.52%
Oct 1, 2009 - Dec 31, 2009	0	0.00%
% Change	100.00%	100.00%
6531.22.7		
Oct 1, 2010 - Dec 31, 2010	15,962	8.88%
Oct 1, 2009 - Dec 31, 2009	0	0.00%
% Change	100.00%	100.00%
531.21.10		
Oct 1, 2010 - Dec 31, 2010	13,605	7.57%
Oct 1, 2009 - Dec 31, 2009	22,254	20.83%
% Change	-38.86%	-63.66%
533.1		
Oct 1, 2010 - Dec 31, 2010	11,762	6.54%
Oct 1, 2009 - Dec 31, 2009	0	0.00%
% Change	100.00%	100.00%

Browser: Chrome		
Browser Version	Visits	% visits
7.0.517.44		
Oct 1, 2010 - Dec 31, 2010	28,524	27.05%
Oct 1, 2009 - Dec 31, 2009	0	0.00%
% Change	100.00%	100.00%
6.0.472.63		
Oct 1, 2010 - Dec 31, 2010	23,687	22.46%
Oct 1, 2009 - Dec 31, 2009	0	0.00%
% Change	100.00%	100.00%
7.0.517.41		
Oct 1, 2010 - Dec 31, 2010	19,805	18.78%
Oct 1, 2009 - Dec 31, 2009	0	0.00%
% Change	100.00%	100.00%
8.0.552.224		
Oct 1, 2010 - Dec 31, 2010	16,219	15.38%
Oct 1, 2009 - Dec 31, 2009	0	0.00%
% Change	100.00%	100.00%
8.0.552.215		
Oct 1, 2010 - Dec 31, 2010	10,900	10.33%
Oct 1, 2009 - Dec 31, 2009	0	0.00%
% Change	100.00%	100.00%

Browsers and OS		
Browser and OS	Visits	% visits
Internet Explorer / Windows		
Oct 1, 2010 - Dec 31, 2010	1,561,237	69.82%
Oct 1, 2009 - Dec 31, 2009	1,740,357	77.07%
% Change	-10.29%	-9.41%
Firefox / Windows		
Oct 1, 2010 - Dec 31, 2010	328,072	14.67%
Oct 1, 2009 - Dec 31, 2009	320,766	14.21%
% Change	2.28%	3.29%
Safari / Macintosh		
Oct 1, 2010 - Dec 31, 2010	116,902	5.23%
Oct 1, 2009 - Dec 31, 2009	87,555	3.88%
% Change	33.52%	34.84%
Chrome / Windows		
Oct 1, 2010 - Dec 31, 2010	97,266	4.35%
Oct 1, 2009 - Dec 31, 2009	38,234	1.69%
% Change	154.40%	156.91%
Firefox / Macintosh		
Oct 1, 2010 - Dec 31, 2010	37,477	1.68%
Oct 1, 2009 - Dec 31, 2009	33,724	1.49%
% Change	11.13%	12.23%



820,548 people visited this site

2,236,016 Visits
 Previous: 2,258,117 (-0.98%)

820,548 Absolute Unique Visitors
 Previous: 737,125 (11.32%)

5,095,169 Pageviews
 Previous: 5,192,266 (-1.87%)

2.28 Average Pageviews
 Previous: 2.30 (-0.90%)

00:02:26 Time on Site
 Previous: 00:01:52 (29.97%)

51.82% Bounce Rate
 Previous: 54.66% (-5.19%)

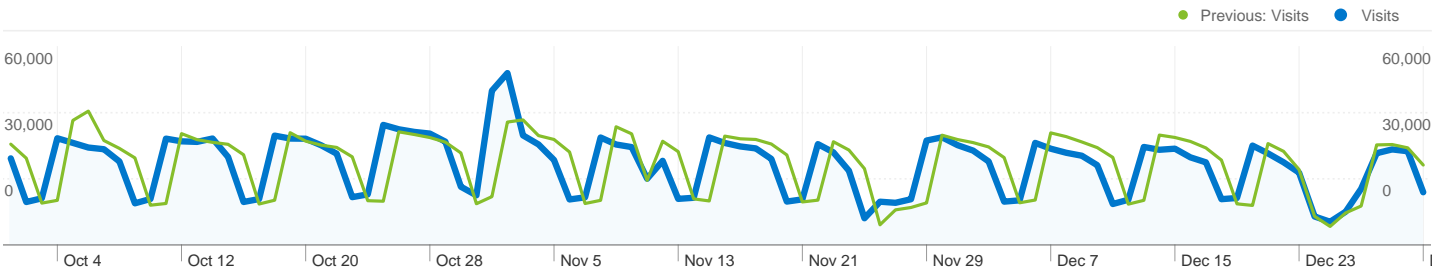
28.36% New Visits
 Previous: 25.10% (12.98%)

Technical Profile




Browser	Visits	% visits	Connection Speed	Visits	% visits
Internet Explorer			Cable		
Oct 1, 2010 - Dec 31, 2010	1,561,353	69.83%	Oct 1, 2010 - Dec 31, 2010	950,953	42.53%
Oct 1, 2009 - Dec 31, 2009	1,740,431	77.07%	Oct 1, 2009 - Dec 31, 2009	886,987	39.28%
% Change	-10.29%	-9.40%	% Change	7.21%	8.27%
Firefox			Unknown		
Oct 1, 2010 - Dec 31, 2010	373,038	16.68%	Oct 1, 2010 - Dec 31, 2010	776,279	34.72%
Oct 1, 2009 - Dec 31, 2009	361,326	16.00%	Oct 1, 2009 - Dec 31, 2009	882,312	39.07%
% Change	3.24%	4.26%	% Change	-12.02%	-11.15%

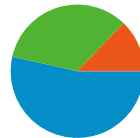
Safari		
Oct 1, 2010 - Dec 31, 2010	179,728	8.04%
Oct 1, 2009 - Dec 31, 2009	106,832	4.73%
% Change	68.23%	69.90%
Chrome		
Oct 1, 2010 - Dec 31, 2010	105,468	4.72%
Oct 1, 2009 - Dec 31, 2009	38,781	1.72%
% Change	171.96%	174.65%
Opera		
Oct 1, 2010 - Dec 31, 2010	3,948	0.18%
Oct 1, 2009 - Dec 31, 2009	3,958	0.18%
% Change	-0.25%	0.73%

DSL		
Oct 1, 2010 - Dec 31, 2010	305,497	13.66%
Oct 1, 2009 - Dec 31, 2009	305,488	13.53%
% Change	> 0.00%	0.99%
T1		
Oct 1, 2010 - Dec 31, 2010	175,899	7.87%
Oct 1, 2009 - Dec 31, 2009	145,650	6.45%
% Change	20.77%	21.96%
Dialup		
Oct 1, 2010 - Dec 31, 2010	25,304	1.13%
Oct 1, 2009 - Dec 31, 2009	24,261	1.07%
% Change	4.30%	5.33%



All traffic sources sent a total of 2,236,016 visits

-  **33.67% Direct Traffic**
Previous: 39.38% (-14.50%)
-  **12.82% Referring Sites**
Previous: 17.50% (-26.74%)
-  **53.51% Search Engines**
Previous: 42.96% (24.55%)



- **Search Engines**
1,196,471.00 (53.51%)
- **Direct Traffic**
752,837.00 (33.67%)
- **Referring Sites**
286,683.00 (12.82%)
- **Other**
25 (> 0.00%)

Top Traffic Sources

Sources	Visits	% visits
google (organic)		
Oct 1, 2010 - Dec 31, 2010	953,856	42.66%
Oct 1, 2009 - Dec 31, 2009	766,236	33.93%
% Change	24.49%	25.72%
(direct) ((none))		
Oct 1, 2010 - Dec 31, 2010	752,837	33.67%
Oct 1, 2009 - Dec 31, 2009	889,213	39.38%
% Change	-15.34%	-14.50%
bing (organic)		
Oct 1, 2010 - Dec 31, 2010	117,670	5.26%
Oct 1, 2009 - Dec 31, 2009	85,969	3.81%
% Change	36.87%	38.23%
yahoo (organic)		
Oct 1, 2010 - Dec 31, 2010	91,189	4.08%
Oct 1, 2009 - Dec 31, 2009	91,015	4.03%
% Change	0.19%	1.18%
services.wakegov.com (referral)		

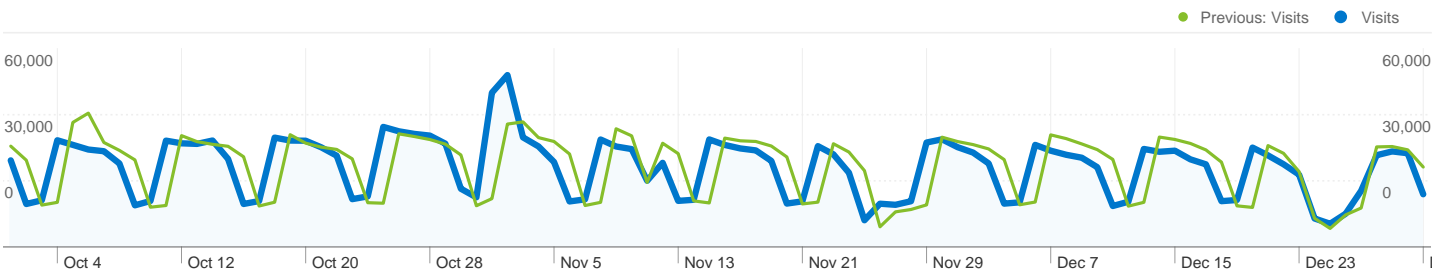
Keywords	Visits	% visits
wake county library		
Oct 1, 2010 - Dec 31, 2010	71,977	6.02%
Oct 1, 2009 - Dec 31, 2009	55,286	5.70%
% Change	30.19%	5.56%
wake county		
Oct 1, 2010 - Dec 31, 2010	58,079	4.85%
Oct 1, 2009 - Dec 31, 2009	36,367	3.75%
% Change	59.70%	29.49%
wake county real estate search		
Oct 1, 2010 - Dec 31, 2010	42,480	3.55%
Oct 1, 2009 - Dec 31, 2009	15,336	1.58%
% Change	177.00%	124.59%
wakegov.com		
Oct 1, 2010 - Dec 31, 2010	29,916	2.50%
Oct 1, 2009 - Dec 31, 2009	31,497	3.25%
% Change	-5.02%	-22.99%
wake county public library		

Oct 1, 2010 - Dec 31, 2010	46,549	2.08%	Oct 1, 2010 - Dec 31, 2010	29,653	2.48%
Oct 1, 2009 - Dec 31, 2009	48,234	2.14%	Oct 1, 2009 - Dec 31, 2009	23,423	2.41%
% Change	-3.49%	-2.54%	% Change	26.60%	2.65%

Browsers

Oct 1, 2010 - Dec 31, 2010

Comparing to: Oct 1, 2009 - Dec 31, 2009



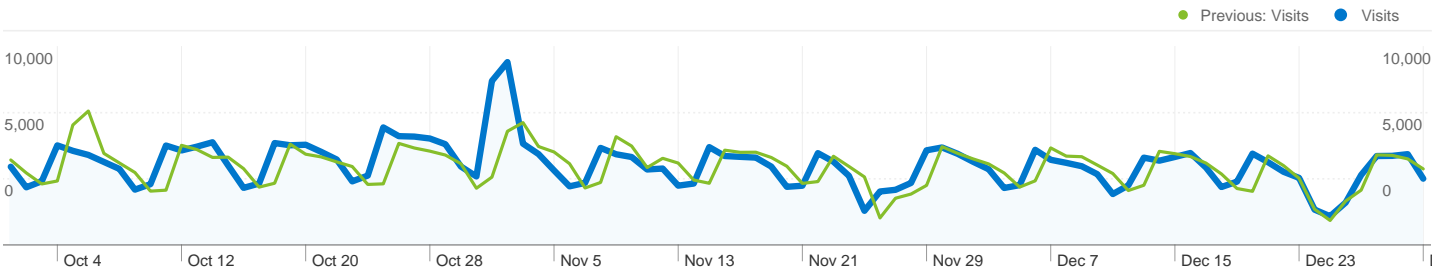
2,236,016 visits used 93 browsers

Site Usage

Visits	Pages/Visit	Avg. Time on Site	% New Visits	Bounce Rate	
2,236,016 Previous: 2,258,117 (-0.98%)	2.28 Previous: 2.30 (-0.90%)	00:02:26 Previous: 00:01:52 (29.97%)	28.37% Previous: 25.12% (12.94%)	51.82% Previous: 54.66% (-5.19%)	
Browser	Visits	Pages/Visit	Avg. Time on Site	% New Visits	Bounce Rate
Internet Explorer					
October 1, 2010 - December 31, 2010	1,561,353	2.27	00:02:36	24.82%	52.32%
October 1, 2009 - December 31, 2009	1,740,431	2.22	00:01:46	21.49%	56.44%
% Change	-10.29%	2.30%	46.43%	15.50%	-7.29%
Firefox					
October 1, 2010 - December 31, 2010	373,038	2.36	00:02:10	41.01%	48.18%
October 1, 2009 - December 31, 2009	361,326	2.66	00:02:20	41.32%	46.69%
% Change	3.24%	-10.99%	-7.06%	-0.74%	3.20%
Safari					
October 1, 2010 - December 31, 2010	179,728	2.08	00:01:49	25.29%	58.40%
October 1, 2009 - December 31, 2009	106,832	2.34	00:01:50	22.10%	55.41%
% Change	68.23%	-11.18%	-1.31%	14.44%	5.40%
Chrome					
October 1, 2010 - December 31, 2010	105,468	2.51	00:02:04	37.56%	45.46%
October 1, 2009 - December 31, 2009	38,781	2.66	00:02:09	37.93%	44.50%
% Change	171.96%	-5.52%	-4.38%	-0.96%	2.16%
Opera					
October 1, 2010 - December 31, 2010	3,948	1.97	00:02:04	28.42%	69.86%
October 1, 2009 - December 31, 2009	3,958	1.87	00:01:11	26.20%	73.09%
% Change	-0.25%	5.41%	74.15%	8.47%	-4.42%
Mozilla Compatible Agent					
October 1, 2010 - December 31, 2010	2,979	2.15	00:01:38	63.31%	56.97%

October 1, 2009 - December 31, 2009	630	2.34	00:01:55	71.59%	50.32%
% Change	372.86%	-8.16%	-14.50%	-11.56%	13.21%
BlackBerry8530					
October 1, 2010 - December 31, 2010	2,482	2.04	00:02:07	59.75%	50.40%
October 1, 2009 - December 31, 2009	0	0.00	00:00:00	0.00%	0.00%
% Change	100.00%	100.00%	100.00%	100.00%	100.00%
BlackBerry9630					
October 1, 2010 - December 31, 2010	1,062	1.93	00:01:56	59.60%	51.32%
October 1, 2009 - December 31, 2009	209	2.14	00:02:00	72.73%	46.89%
% Change	408.13%	-9.92%	-3.13%	-18.04%	9.44%
Mozilla					
October 1, 2010 - December 31, 2010	909	2.20	00:01:44	54.35%	59.96%
October 1, 2009 - December 31, 2009	2,363	1.84	00:01:33	72.92%	76.85%
% Change	-61.53%	19.36%	11.53%	-25.47%	-21.98%
BlackBerry9650					
October 1, 2010 - December 31, 2010	627	2.18	00:02:10	66.19%	46.57%
October 1, 2009 - December 31, 2009	0	0.00	00:00:00	0.00%	0.00%
% Change	100.00%	100.00%	100.00%	100.00%	100.00%

1 - 10 of 93

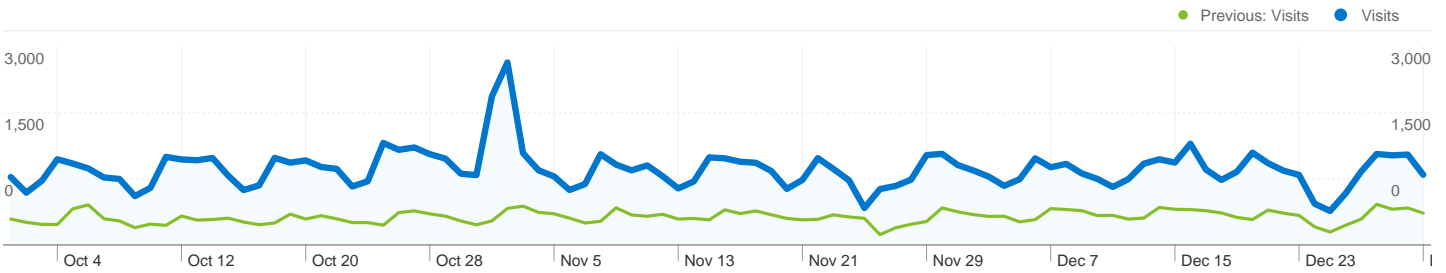


This browser sent 373,038 visits via 107 browser versions

Site Usage

Visits	Pages/Visit	Avg. Time on Site	% New Visits	Bounce Rate	
373,038 Previous: 361,326 (3.24%)	2.36 Previous: 2.66 (-10.99%)	00:02:10 Previous: 00:02:20 (-7.06%)	41.01% Previous: 41.32% (-0.74%)	48.18% Previous: 46.69% (3.20%)	
Browser Version	Visits	Pages/Visit	Avg. Time on Site	% New Visits	Bounce Rate
3.6.12					
October 1, 2010 - December 31, 2010	126,885	2.32	00:02:04	41.65%	48.51%
October 1, 2009 - December 31, 2009	0	0.00	00:00:00	0.00%	0.00%
% Change	100.00%	100.00%	100.00%	100.00%	100.00%
3.6.10					
October 1, 2010 - December 31, 2010	64,173	2.46	00:02:06	39.21%	47.88%
October 1, 2009 - December 31, 2009	0	0.00	00:00:00	0.00%	0.00%
% Change	100.00%	100.00%	100.00%	100.00%	100.00%
3.6.13					
October 1, 2010 - December 31, 2010	47,672	2.25	00:02:01	39.63%	47.28%
October 1, 2009 - December 31, 2009	0	0.00	00:00:00	0.00%	0.00%
% Change	100.00%	100.00%	100.00%	100.00%	100.00%
3.6.11					
October 1, 2010 - December 31, 2010	25,482	2.44	00:02:09	39.66%	47.01%
October 1, 2009 - December 31, 2009	0	0.00	00:00:00	0.00%	0.00%
% Change	100.00%	100.00%	100.00%	100.00%	100.00%
3.0.19					
October 1, 2010 - December 31, 2010	13,810	2.38	00:02:31	35.18%	48.41%
October 1, 2009 - December 31, 2009	0	0.00	00:00:00	0.00%	0.00%
% Change	100.00%	100.00%	100.00%	100.00%	100.00%
3.6.8					

October 1, 2010 - December 31, 2010	12,759	2.41	00:02:03	43.84%	47.51%
October 1, 2009 - December 31, 2009	0	0.00	00:00:00	0.00%	0.00%
% Change	100.00%	100.00%	100.00%	100.00%	100.00%
3.6.3					
October 1, 2010 - December 31, 2010	10,496	2.21	00:02:03	34.58%	54.32%
October 1, 2009 - December 31, 2009	0	0.00	00:00:00	0.00%	0.00%
% Change	100.00%	100.00%	100.00%	100.00%	100.00%
3.5.15					
October 1, 2010 - December 31, 2010	10,241	2.36	00:02:21	36.06%	47.80%
October 1, 2009 - December 31, 2009	0	0.00	00:00:00	0.00%	0.00%
% Change	100.00%	100.00%	100.00%	100.00%	100.00%
3.5.13					
October 1, 2010 - December 31, 2010	8,994	2.50	00:02:24	35.88%	47.55%
October 1, 2009 - December 31, 2009	0	0.00	00:00:00	0.00%	0.00%
% Change	100.00%	100.00%	100.00%	100.00%	100.00%
3.6.6					
October 1, 2010 - December 31, 2010	6,406	2.43	00:03:10	33.73%	47.58%
October 1, 2009 - December 31, 2009	0	0.00	00:00:00	0.00%	0.00%
% Change	100.00%	100.00%	100.00%	100.00%	100.00%
					1 - 10 of 107

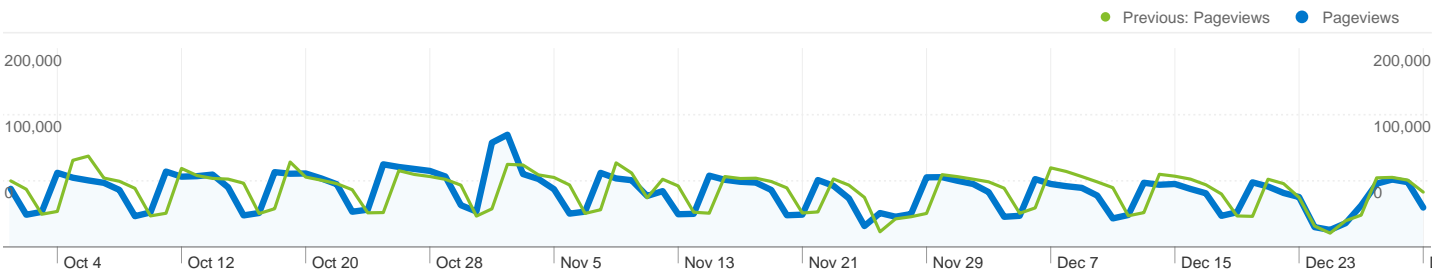


This browser sent 105,468 visits via 290 browser versions

Site Usage

Visits	Pages/Visit	Avg. Time on Site	% New Visits	Bounce Rate	
105,468 Previous: 38,781 (171.96%)	2.51 Previous: 2.66 (-5.52%)	00:02:04 Previous: 00:02:09 (-4.38%)	37.56% Previous: 37.93% (-0.96%)	45.46% Previous: 44.50% (2.16%)	
Browser Version	Visits	Pages/Visit	Avg. Time on Site	% New Visits	Bounce Rate
7.0.517.44					
October 1, 2010 - December 31, 2010	28,524	2.58	00:02:05	36.53%	45.19%
October 1, 2009 - December 31, 2009	0	0.00	00:00:00	0.00%	0.00%
% Change	100.00%	100.00%	100.00%	100.00%	100.00%
6.0.472.63					
October 1, 2010 - December 31, 2010	23,687	2.54	00:02:06	36.96%	45.62%
October 1, 2009 - December 31, 2009	0	0.00	00:00:00	0.00%	0.00%
% Change	100.00%	100.00%	100.00%	100.00%	100.00%
7.0.517.41					
October 1, 2010 - December 31, 2010	19,805	2.45	00:02:04	38.21%	45.41%
October 1, 2009 - December 31, 2009	0	0.00	00:00:00	0.00%	0.00%
% Change	100.00%	100.00%	100.00%	100.00%	100.00%
8.0.552.224					
October 1, 2010 - December 31, 2010	16,219	2.53	00:02:07	37.77%	43.99%
October 1, 2009 - December 31, 2009	0	0.00	00:00:00	0.00%	0.00%
% Change	100.00%	100.00%	100.00%	100.00%	100.00%
8.0.552.215					
October 1, 2010 - December 31, 2010	10,900	2.45	00:01:59	37.13%	46.87%
October 1, 2009 - December 31, 2009	0	0.00	00:00:00	0.00%	0.00%
% Change	100.00%	100.00%	100.00%	100.00%	100.00%
8.0.552.231					

October 1, 2010 - December 31, 2010	927	2.60	00:01:52	44.34%	43.15%
October 1, 2009 - December 31, 2009	0	0.00	00:00:00	0.00%	0.00%
% Change	100.00%	100.00%	100.00%	100.00%	100.00%
9.0.597.19					
October 1, 2010 - December 31, 2010	695	2.48	00:01:42	37.27%	45.47%
October 1, 2009 - December 31, 2009	0	0.00	00:00:00	0.00%	0.00%
% Change	100.00%	100.00%	100.00%	100.00%	100.00%
8.0.552.200					
October 1, 2010 - December 31, 2010	397	2.49	00:02:16	33.50%	48.87%
October 1, 2009 - December 31, 2009	0	0.00	00:00:00	0.00%	0.00%
% Change	100.00%	100.00%	100.00%	100.00%	100.00%
7.0.517.24					
October 1, 2010 - December 31, 2010	347	2.84	00:02:09	36.89%	43.23%
October 1, 2009 - December 31, 2009	0	0.00	00:00:00	0.00%	0.00%
% Change	100.00%	100.00%	100.00%	100.00%	100.00%
8.0.552.210					
October 1, 2010 - December 31, 2010	292	2.13	00:01:51	32.88%	51.37%
October 1, 2009 - December 31, 2009	0	0.00	00:00:00	0.00%	0.00%
% Change	100.00%	100.00%	100.00%	100.00%	100.00%
					1 - 10 of 290



Pages on this site were viewed a total of 5,095,169 times

5,095,169 Pageviews

Previous: 5,192,266 (-1.87%)

3,849,447 Unique Views

Previous: 3,894,066 (-1.15%)

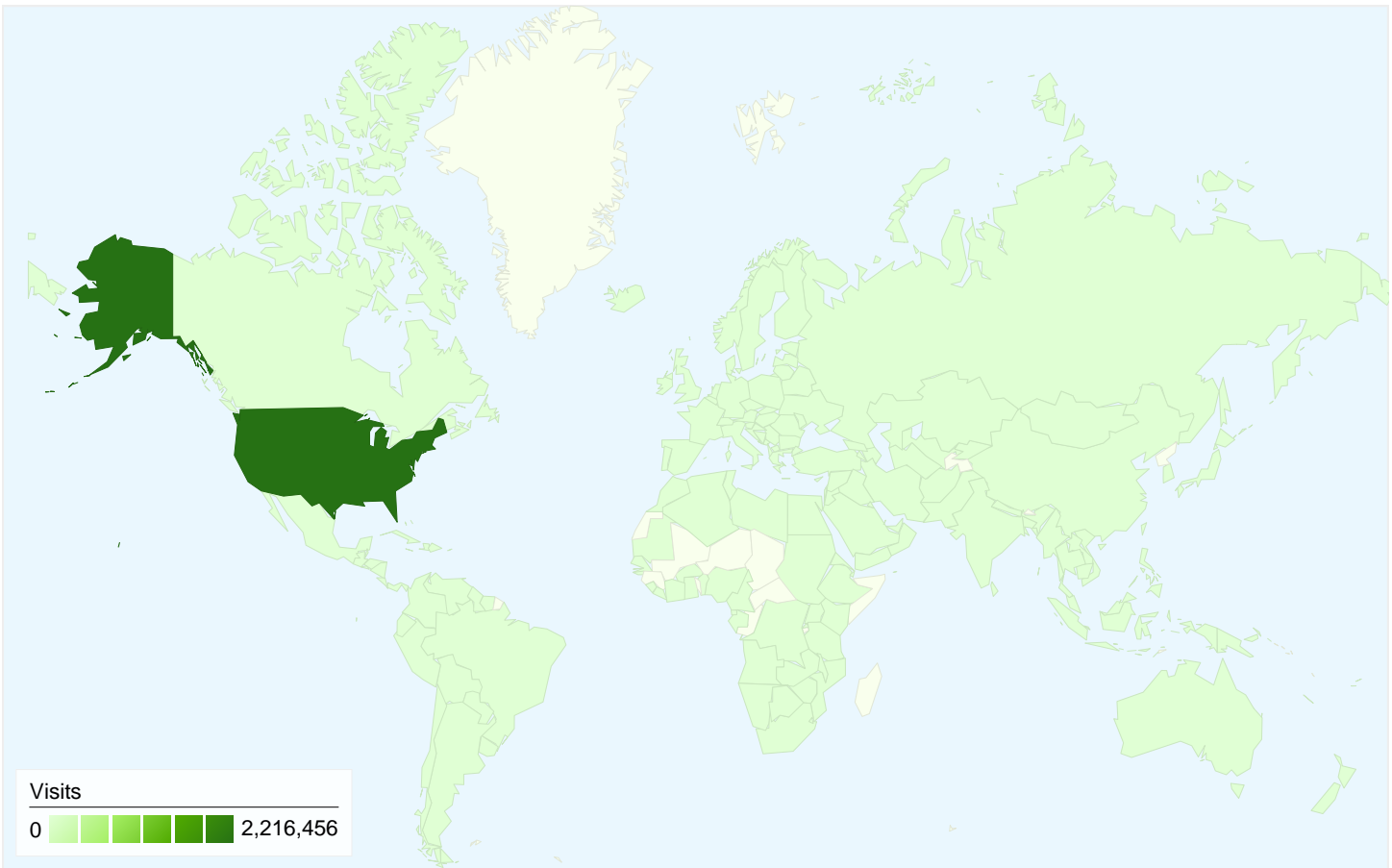
51.82% Bounce Rate

Previous: 54.66% (-5.19%)

Top Content

Pages	Pageviews	% Pageviews
/default.htm		
Oct 1, 2010 - Dec 31, 2010	1,372,669	26.94%
Oct 1, 2009 - Dec 31, 2009	1,452,138	27.97%
% Change	-5.47%	-3.67%
/tax/default.htm		
Oct 1, 2010 - Dec 31, 2010	939,550	18.44%
Oct 1, 2009 - Dec 31, 2009	940,834	18.12%
% Change	-0.14%	1.77%
/libraries/default.htm		
Oct 1, 2010 - Dec 31, 2010	418,975	8.22%
Oct 1, 2009 - Dec 31, 2009	377,808	7.28%
% Change	10.90%	13.01%
/employment/default.htm		
Oct 1, 2010 - Dec 31, 2010	125,796	2.47%
Oct 1, 2009 - Dec 31, 2009	104,668	2.02%
% Change	20.19%	22.48%
/elections/default.htm		

Oct 1, 2010 - Dec 31, 2010	98,733	1.94%
Oct 1, 2009 - Dec 31, 2009	44,129	0.85%
% Change	123.74%	128.00%



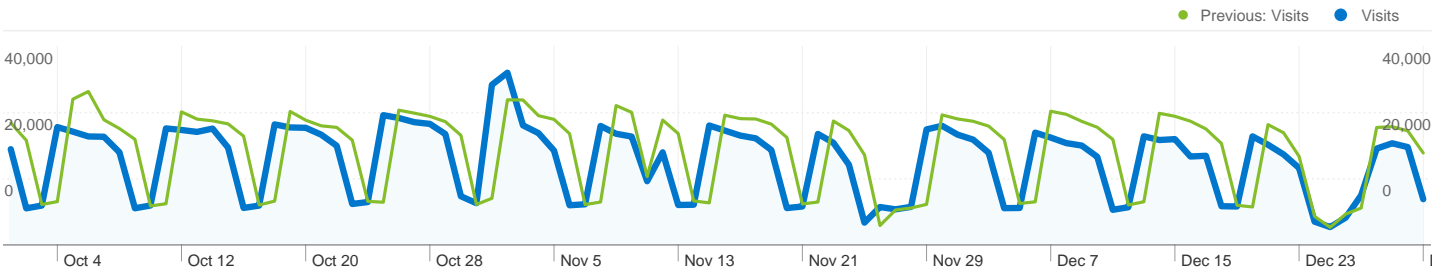
2,236,016 visits came from 189 countries/territories

Site Usage

Visits	Pages/Visit	Avg. Time on Site	% New Visits	Bounce Rate	
2,236,016 Previous: 2,258,117 (-0.98%)	2.28 Previous: 2.30 (-0.90%)	00:02:26 Previous: 00:01:52 (29.97%)	28.37% Previous: 25.12% (12.94%)	51.82% Previous: 54.66% (-5.19%)	
Country/Territory	Visits	Pages/Visit	Avg. Time on Site	% New Visits	Bounce Rate
United States					
October 1, 2010 - December 31, 2010	2,216,456	2.28	00:02:26	28.04%	51.75%
October 1, 2009 - December 31, 2009	2,227,019	2.30	00:01:52	24.82%	54.73%
% Change	-0.47%	-0.72%	30.59%	12.96%	-5.44%
Canada					
October 1, 2010 - December 31, 2010	7,604	2.03	00:01:43	53.67%	53.42%
October 1, 2009 - December 31, 2009	4,740	2.12	00:01:36	56.24%	53.73%
% Change	60.42%	-3.99%	7.42%	-4.58%	-0.59%
United Kingdom					
October 1, 2010 - December 31, 2010	1,853	1.70	00:01:20	79.22%	72.85%

October 1, 2009 - December 31, 2009	1,583	1.75	00:01:05	69.05%	72.71%
% Change	17.06%	-3.19%	22.58%	14.74%	0.20%
India					
October 1, 2010 - December 31, 2010	1,804	2.19	00:03:02	64.08%	54.16%
October 1, 2009 - December 31, 2009	1,127	2.20	00:01:32	75.16%	54.66%
% Change	60.07%	-0.48%	97.10%	-14.74%	-0.92%
Philippines					
October 1, 2010 - December 31, 2010	1,012	3.02	00:02:24	57.71%	60.08%
October 1, 2009 - December 31, 2009	805	3.32	00:03:20	54.16%	52.17%
% Change	25.71%	-8.81%	-28.01%	6.55%	15.15%
Australia					
October 1, 2010 - December 31, 2010	613	1.41	00:00:45	82.71%	83.03%
October 1, 2009 - December 31, 2009	433	1.63	00:00:57	91.45%	77.37%
% Change	41.57%	-13.26%	-21.56%	-9.56%	7.32%
(not set)					
October 1, 2010 - December 31, 2010	550	2.46	00:02:13	62.18%	47.27%
October 1, 2009 - December 31, 2009	16,654	2.75	00:02:42	28.59%	39.13%
% Change	-96.70%	-10.47%	-18.18%	117.51%	20.82%
Germany					
October 1, 2010 - December 31, 2010	465	1.94	00:01:49	67.10%	59.57%
October 1, 2009 - December 31, 2009	473	2.03	00:01:33	66.38%	60.68%
% Change	-1.69%	-4.31%	17.44%	1.07%	-1.82%
China					
October 1, 2010 - December 31, 2010	304	2.00	00:01:20	49.34%	45.39%
October 1, 2009 - December 31, 2009	334	2.08	00:01:36	43.11%	46.41%
% Change	-8.98%	-3.88%	-16.49%	14.45%	-2.18%
Mexico					
October 1, 2010 - December 31, 2010	208	1.86	00:01:43	68.27%	62.50%
October 1, 2009 - December 31, 2009	134	2.49	00:01:38	72.39%	59.70%
% Change	55.22%	-25.32%	4.49%	-5.69%	4.69%

1 - 10 of 189

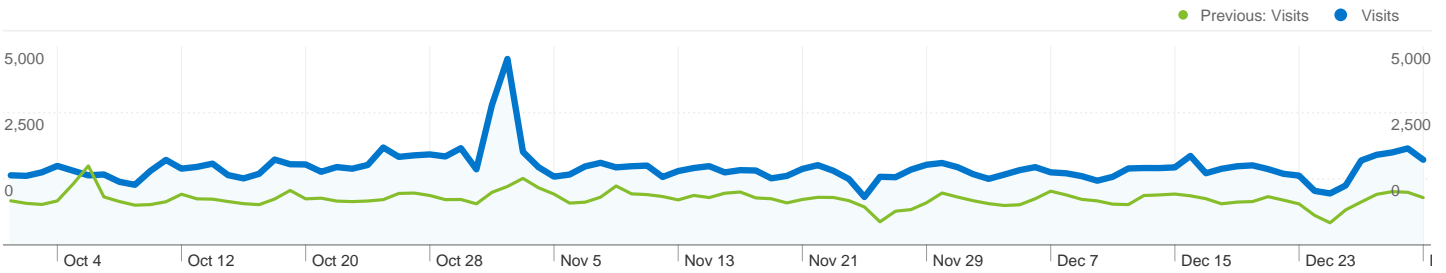


This browser sent 1,561,353 visits via 8 browser versions

Site Usage

Visits 1,561,353 Previous: 1,740,431 (-10.29%)	Pages/Visit 2.27 Previous: 2.22 (2.30%)	Avg. Time on Site 00:02:36 Previous: 00:01:46 (46.43%)	% New Visits 24.82% Previous: 21.49% (15.50%)	Bounce Rate 52.32% Previous: 56.44% (-7.29%)	
Browser Version	Visits	Pages/Visit	Avg. Time on Site	% New Visits	Bounce Rate
8.0					
October 1, 2010 - December 31, 2010	1,130,681	2.23	00:02:53	22.89%	54.25%
October 1, 2009 - December 31, 2009	404,375	2.75	00:02:29	35.11%	41.30%
% Change	179.61%	-18.88%	16.34%	-34.80%	31.36%
7.0					
October 1, 2010 - December 31, 2010	318,680	2.39	00:01:53	31.26%	46.46%
October 1, 2009 - December 31, 2009	518,526	2.57	00:02:07	28.83%	43.83%
% Change	-38.54%	-6.82%	-10.58%	8.42%	5.99%
6.0					
October 1, 2010 - December 31, 2010	108,432	2.30	00:01:39	25.24%	49.83%
October 1, 2009 - December 31, 2009	817,209	1.73	00:01:12	10.09%	71.94%
% Change	-86.73%	32.72%	37.16%	150.21%	-30.72%
9.0					
October 1, 2010 - December 31, 2010	3,431	2.76	00:02:15	46.08%	41.21%
October 1, 2009 - December 31, 2009	0	0.00	00:00:00	0.00%	0.00%
% Change	100.00%	100.00%	100.00%	100.00%	100.00%
5.5					
October 1, 2010 - December 31, 2010	65	2.52	00:01:41	33.85%	41.54%
October 1, 2009 - December 31, 2009	271	2.68	00:02:45	14.02%	42.80%
% Change	-76.01%	-5.69%	-39.12%	141.38%	-2.96%
999.1					

October 1, 2010 - December 31, 2010	47	3.02	00:05:29	70.21%	51.06%
October 1, 2009 - December 31, 2009	20	3.30	00:02:40	65.00%	40.00%
% Change	135.00%	-8.45%	106.34%	8.02%	27.66%
5.01					
October 1, 2010 - December 31, 2010	16	3.62	00:04:54	31.25%	31.25%
October 1, 2009 - December 31, 2009	29	2.62	00:02:34	20.69%	37.93%
% Change	-44.83%	38.32%	91.47%	51.04%	-17.61%
6.5					
October 1, 2010 - December 31, 2010	1	2.00	00:00:10	100.00%	0.00%
October 1, 2009 - December 31, 2009	1	3.00	00:00:21	100.00%	0.00%
% Change	0.00%	-33.33%	-52.38%	0.00%	0.00%
					1 - 8 of 8

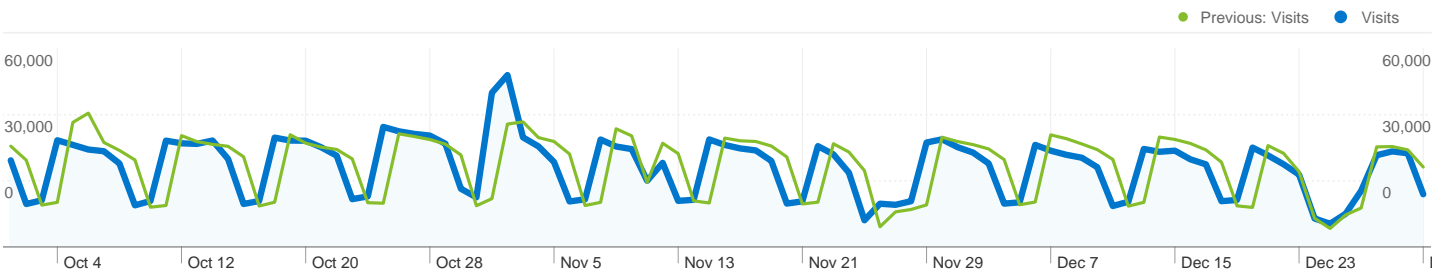


This browser sent 179,728 visits via 96 browser versions

Site Usage

Visits	Pages/Visit	Avg. Time on Site	% New Visits	Bounce Rate	
179,728 Previous: 106,832 (68.23%)	2.08 Previous: 2.34 (-11.18%)	00:01:49 Previous: 00:01:50 (-1.31%)	25.29% Previous: 22.10% (14.44%)	58.40% Previous: 55.41% (5.40%)	
Browser Version	Visits	Pages/Visit	Avg. Time on Site	% New Visits	Bounce Rate
533.18.5					
October 1, 2010 - December 31, 2010	63,187	2.03	00:01:37	15.70%	61.47%
October 1, 2009 - December 31, 2009	0	0.00	00:00:00	0.00%	0.00%
% Change	100.00%	100.00%	100.00%	100.00%	100.00%
533.19.4					
October 1, 2010 - December 31, 2010	26,089	1.90	00:01:27	14.91%	62.42%
October 1, 2009 - December 31, 2009	0	0.00	00:00:00	0.00%	0.00%
% Change	100.00%	100.00%	100.00%	100.00%	100.00%
6531.22.7					
October 1, 2010 - December 31, 2010	15,962	1.99	00:01:19	43.50%	55.66%
October 1, 2009 - December 31, 2009	0	0.00	00:00:00	0.00%	0.00%
% Change	100.00%	100.00%	100.00%	100.00%	100.00%
531.21.10					
October 1, 2010 - December 31, 2010	13,605	2.29	00:01:59	29.49%	53.26%
October 1, 2009 - December 31, 2009	22,254	2.31	00:01:46	18.04%	55.58%
% Change	-38.86%	-1.03%	12.42%	63.45%	-4.18%
533.1					
October 1, 2010 - December 31, 2010	11,762	2.29	00:02:08	46.61%	52.70%
October 1, 2009 - December 31, 2009	0	0.00	00:00:00	0.00%	0.00%
% Change	100.00%	100.00%	100.00%	100.00%	100.00%
533.17.8					

October 1, 2010 - December 31, 2010	10,583	1.95	00:01:28	14.40%	64.32%
October 1, 2009 - December 31, 2009	0	0.00	00:00:00	0.00%	0.00%
% Change	100.00%	100.00%	100.00%	100.00%	100.00%
530.17					
October 1, 2010 - December 31, 2010	6,897	2.61	00:04:05	55.60%	47.82%
October 1, 2009 - December 31, 2009	977	2.36	00:01:44	44.22%	54.15%
% Change	605.94%	10.48%	136.01%	25.75%	-11.69%
533.16					
October 1, 2010 - December 31, 2010	6,824	2.10	00:01:51	17.31%	60.16%
October 1, 2009 - December 31, 2009	0	0.00	00:00:00	0.00%	0.00%
% Change	100.00%	100.00%	100.00%	100.00%	100.00%
6533.18.5					
October 1, 2010 - December 31, 2010	5,698	2.12	00:01:52	43.89%	52.14%
October 1, 2009 - December 31, 2009	0	0.00	00:00:00	0.00%	0.00%
% Change	100.00%	100.00%	100.00%	100.00%	100.00%
528.16					
October 1, 2010 - December 31, 2010	5,570	1.91	00:01:31	33.30%	56.86%
October 1, 2009 - December 31, 2009	12,260	2.13	00:01:40	43.63%	53.11%
% Change	-54.57%	-10.00%	-9.35%	-23.67%	7.06%
					1 - 10 of 96



2,236,016 visits used 151 browser and OS combinations

Site Usage

Visits	Pages/Visit	Avg. Time on Site	% New Visits	Bounce Rate	
2,236,016 Previous: 2,258,117 (-0.98%)	2.28 Previous: 2.30 (-0.90%)	00:02:26 Previous: 00:01:52 (29.97%)	28.37% Previous: 25.12% (12.94%)	51.82% Previous: 54.66% (-5.19%)	
Browser and OS	Visits	Pages/Visit	Avg. Time on Site	% New Visits	Bounce Rate
Internet Explorer / Windows					
October 1, 2010 - December 31, 2010	1,561,237	2.27	00:02:36	24.81%	52.32%
October 1, 2009 - December 31, 2009	1,740,357	2.22	00:01:46	21.48%	56.44%
% Change	-10.29%	2.30%	46.43%	15.49%	-7.29%
Firefox / Windows					
October 1, 2010 - December 31, 2010	328,072	2.38	00:02:13	41.34%	47.91%
October 1, 2009 - December 31, 2009	320,766	2.66	00:02:22	41.79%	46.64%
% Change	2.28%	-10.66%	-6.44%	-1.06%	2.72%
Safari / Macintosh					
October 1, 2010 - December 31, 2010	116,902	2.03	00:01:41	16.12%	60.71%
October 1, 2009 - December 31, 2009	87,555	2.36	00:01:50	17.41%	55.94%
% Change	33.52%	-13.99%	-8.41%	-7.41%	8.54%
Chrome / Windows					
October 1, 2010 - December 31, 2010	97,266	2.52	00:02:05	36.93%	45.35%
October 1, 2009 - December 31, 2009	38,234	2.66	00:02:10	37.55%	44.44%
% Change	154.40%	-5.43%	-3.35%	-1.65%	2.04%
Firefox / Macintosh					
October 1, 2010 - December 31, 2010	37,477	2.29	00:01:50	37.97%	50.43%
October 1, 2009 - December 31, 2009	33,724	2.62	00:02:01	36.51%	47.26%
% Change	11.13%	-12.42%	-8.63%	3.99%	6.71%
Safari / iPhone					
October 1, 2010 - December 31, 2010	20,918	1.94	00:01:21	40.73%	56.11%

October 1, 2009 - December 31, 2009	11,401	2.12	00:01:41	43.15%	52.74%
% Change	83.48%	-8.15%	-20.36%	-5.61%	6.39%
Safari / Android					
October 1, 2010 - December 31, 2010	19,016	2.37	00:02:52	49.40%	50.99%
October 1, 2009 - December 31, 2009	1,131	2.39	00:02:38	63.84%	49.51%
% Change	1,581.34%	-0.81%	8.91%	-22.61%	2.98%
Safari / iPad					
October 1, 2010 - December 31, 2010	11,241	2.40	00:02:06	39.08%	48.63%
October 1, 2009 - December 31, 2009	0	0.00	00:00:00	0.00%	0.00%
% Change	100.00%	100.00%	100.00%	100.00%	100.00%
Firefox / Linux					
October 1, 2010 - December 31, 2010	7,402	2.24	00:01:50	41.18%	48.92%
October 1, 2009 - December 31, 2009	6,701	2.74	00:02:22	42.28%	46.14%
% Change	10.46%	-18.12%	-22.48%	-2.60%	6.02%
Chrome / Macintosh					
October 1, 2010 - December 31, 2010	6,689	2.43	00:01:44	43.47%	47.11%
October 1, 2009 - December 31, 2009	350	2.36	00:01:52	69.71%	47.71%
% Change	1,811.14%	3.17%	-7.01%	-37.64%	-1.27%
					1 - 10 of 151